

City of Alpharetta, GA

Finance Department
2 Park Plaza, Alpharetta, GA 30009
Thomas G. Harris, Finance Director
(678) 297-6094 (o)
www.alpharetta.ga.us

Financial Management Reports



**for the month ending
November 30, 2022
(period 5 of 12 – unaudited)**

Please visit the Financial Transparency Portal for additional information including audited financial statements, adopted budgets, and automated tools aimed at simplifying access to the City's financial data.

<https://www.alpharetta.ga.us/government/departments/finance/transparency-portal>

Financial Management Reports

Fiscal Year 2023

Table of Contents

Performance Dashboard	1
Transmittal Letter	2
General Fund	6
Revenue Summary and Collection Comparison	7
Expenditure Summary by Department	9
Expenditure Summary by Category	10
Grant and Capital Funds	11
Grant Funds	12
Capital Funds	16
Special Revenue Funds (w/capital projects)	27
Other Reports	30
Payments \$5,000 and Greater	31
PO's between \$5,000 and \$50,000	34
GAAP Financial Statements (Governmental/Enterprise Funds)	35
Alpharetta Development Authority	41
Revenue & Expenditure Report	42
GAAP Financial Statements	44

Republic Services

Accountability and Performance Dashboards (available online – link below):

<https://www.alpharetta.ga.us/government/departments/finance/services/trash-and-recycling>

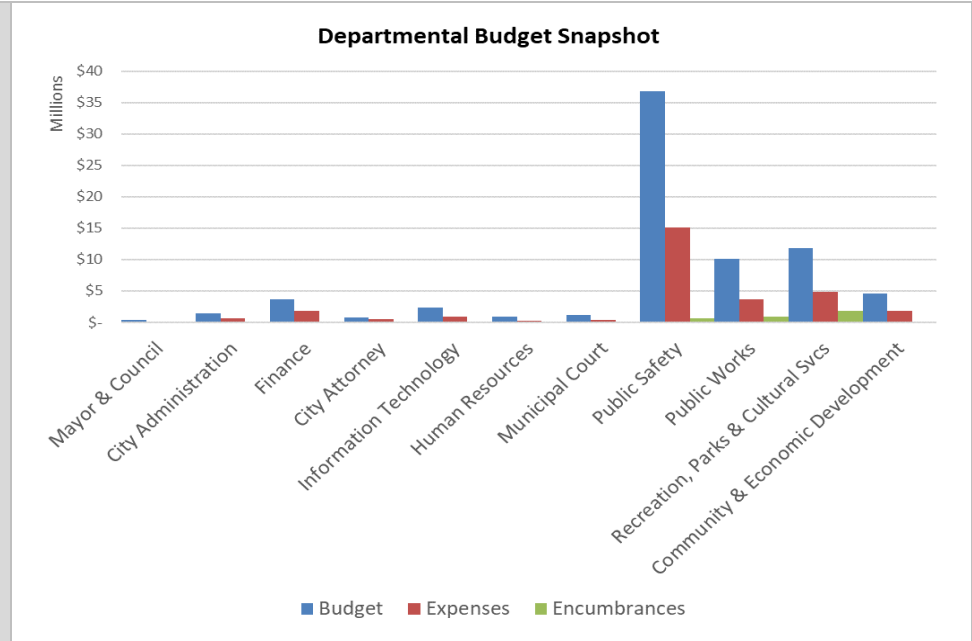


CITY OF ALPHARETTA

Financial Management Reports
Performance Dashboard
For the month ended November 30, 2022

LEGEND	
↑	Positive
↔	Neutral
↓	Negative

GENERAL FUND DETAIL	Revenues		Performance Status	Forecasted Gain/Loss	
	Top-10				
	Property Taxes (current year)		↑	\$950,000	
	Local Option Sales Tax		↑	\$2,325,000	
	Franchise Tax		↓	(\$350,000)	
	Insurance Premium Tax		↑	\$593,627	
	Alcohol Beverage Excise Tax		↑	\$325,000	
	Building Permit Fees		↑	\$150,000	
	Business and Occupational Tax		↔	\$0	
	Court/Traffic Fines		↑	\$380,500	
	Recreation/Special Event Fees		↔	(\$101,819)	
	Hotel/Motel Tax (City portion)		↑	\$618,750	
Other Revenues		↔	(\$255,373)		
Minimum Surplus Goal Needed to Fund Capital: <i>(\$15M Annual Capital Need less \$3M allocated in the budget)</i>			\$12M		
Less: Projected Revenue Gain			(\$4.6M)		
Less: Projected Expenditure Savings			(\$3.5M)		
Favorable (Unfavorable) Net Surplus vs \$15M Capital Need:			(\$3.9M)		



FUND SYNOPSIS		Revenue	Expenses	Non-Allocated	
	General Fund (1)	↑	↑	\$764,092	
	Special Revenue Funds				
	Confiscated Assets Fund (DEA)	↔	↔	\$234,254	
	Confiscated Assets Fund (State)	↔	↔	\$0	
	Emergency 911 Fund (1)	↔	↔	\$656,421	
	Impact Fee Fund	↔	↔	\$118,471	
	Hotel/Motel Fund (1)	↑	↑	\$586,022	
	Debt Service Fund	↑	↑	\$778,397	
	Proprietary Funds				
	Solid Waste Fund (2)	↔	↔	\$0	
	Risk Management Fund	↔	↔	\$1,262,211	
Medical Insurance Fund	↔	↔	(\$40,603)		

	Non-Allocated
Grant Funds	
Operating Grant Fund (3)	\$20,675
Capital Grant Fund (3)	(\$9,179)
Capital Project Funds	
Capital Project Fund (3)	\$2,229,122
Stormwater Capital Fund	\$72,863
Series 2016 Bond Fund (Parks)	\$17,682
Series 2022 Bond Fund (Parks)	\$62,055
TSPLOST I Capital Fund	\$384,079
TSPLOST II Capital Fund	\$0
American Rescue Plan Act Capital Fund	\$0
Development Authority Fund	\$64,551

BOND RATING
AAA <i>strongest rating available</i>
EMERGENCY RESERVE
General Fund \$19.7M est. (25%)
Emergency 911 Fund \$1.25M est. (25%)
Sanitation Fund \$116K est. (2%)
<i>rate adj. improving reserve</i>

Please Note: Current year revenue in excess of budgeted amounts may be available to augment Non-Allocated balances upon City Council approval (e.g. Impact Fee Fund collections).

(1) General Fund value represents Contingency balance. Hotel/Motel Fund value represents Debt Service Reserve (target is \$1.5 million). Other Funds represents amounts in excess of the 25% fund balance target.

(2) Solid Waste Fund operational trends will remain neutral despite the recent rate adjustment as it will take multiple years to replenish the fund balance target.

(3) Does not include amounts, if any, currently set aside for matches on active grant applications.



2 PARK PLAZA
ALPHARETTA, GA 30009
PHONE: 678.297.6000
WWW.ALPHARETTA.GA.US

TO: HONORABLE MAYOR AND CITY COUNCIL MEMBERS
FROM: THOMAS G. HARRIS, FINANCE DIRECTOR *TH*
DATE: JANUARY 17, 2023
RE: FINANCIAL MANAGEMENT REPORTS AS OF NOVEMBER 30, 2022

The documents contained herein represent the financial management reports for the City of Alpharetta (“city”) as of the period ending November 30, 2022.

General Fund

Revenue: The following section pertains to information detailed in the attached Revenue Summary and Collection Comparison report. FY 2023 revenues are budgeted at \$79 million (net of Carryforward Fund Balance totaling \$13 million). As of November 30, 2022, actual revenue collections total 57% or \$44 million. Trends (property digest valuations and collection trends) indicate a net gain over budget of \$4.6 million with the detail as follows:

• Property Taxes (current year):	\$ 950,000
• LOST:	2,325,000
• Insurance Premium Taxes:	593,627
• Alcohol Beverage Excise Taxes:	325,000
• Hotel Taxes:	618,750
• Franchise Tax:	(350,000)
• Other:	<u>173,308</u>
Estimated Gain:	\$ 4,635,685 (rounded)

MAYOR
JIM GILVIN

MAYOR PRO TEM
DAN MERKEL

COUNCIL MEMBERS
JASON BINDER
DOUGLAS J. DERITO
JOHN HIPES
DONALD F. MITCHELL
BRIAN WILL

CITY
ADMINISTRATOR
CHRIS LAGERBLOOM

The October 1st billing for property taxes (incl. estimates for public utilities) totals roughly \$28 million. Adjusting for historical appeal reductions (outside of the allowances already included within the billable digest), historical allowances for non-collections, etc., staff forecasts property tax revenue of \$27.3 million which is \$950,000 greater than budget.

Local Option Sales Tax collections is trending 11% higher than FY 2022 (\$20.6 million). Collection estimates for FY 2023 total \$21.3 million which is \$2.3 million greater than budget.

Insurance Premium Tax collections total \$5.4 million in FY 2023 and represent a 13% increase over FY 2022 collections of \$4.8 million.

Alcohol Beverage Excise Tax collections is trending 21% higher than FY 2022 (\$2.8 million). Collection estimates for FY 2023 conservatively total \$2.9 million (\$325,000 greater than budget) pending further trend data.

Hotel/Motel tax collections is discussed within the Special Revenue Funds section of this letter.

Early indications are that Franchise Tax collections for electric and cable are trending flat with the 2023 budget. Collections for natural gas will most likely exceed the 2023 budget, subject to multiple factors (e.g., winter weather). Early indications are that telephone collections will not meet budget as the 2023 forecast was based off prior-year trend data that included non-recurring audit collections. Overall, the Franchise Tax collection estimates for FY 2023 total \$6.8 million which is \$350,000 less than budget. Please note, it is very early, and this collection estimate will still vary upon receipt of trend data.

Expenditures: The following section pertains to information detailed in the attached Expenditure Summary by Department (expenditure rollup by department) and Expenditure Summary by Category (expenditure rollup by account) reports. As of November 30, 2022, city departments (not including General Government¹) have encumbered and expensed 46%, or \$34 million, of their FY 2023 budget appropriations. Early forecasts indicate a surplus of \$3.5 million compared to budget and is primarily composed of savings at the personnel services category (e.g., approximately 16 vacancies within General Fund departments as of December 2022).

Contingency: The General Fund contingency balance totals \$764,092.

Other Funds

The following section references information included within the attached Performance Dashboard, Grant and Capital Funds Detail Reports, GAAP Financial Statements, etc.

Operating Grant Fund (Fund 220): Unspent/unencumbered project appropriations total \$122,485. Remaining appropriations are set aside for grant matches (\$27,408) and a non-allocated reserve (\$20,675).

Capital Grants Fund (Fund 340): Unspent/unencumbered project appropriations total \$1.1 million.

General Capital Project Fund (Fund 301): Unspent/unencumbered project appropriations total \$13.3 million. Remaining appropriations are set aside for a non-allocated reserve (\$2.3 million).

Stormwater Capital Fund (Fund 302): Unspent/unencumbered project appropriations total \$4.3 million. Remaining appropriations are set aside for a non-allocated reserve (\$72,863).

American Rescue Act Capital Fund (Fund 303): Unspent/unencumbered project appropriations total \$2.7 million.

Series 2016 Parks and Transportation Bond Fund (Fund 317): Unspent/unencumbered project appropriations total \$5,479. Remaining appropriations are set aside for a non-allocated reserve (\$17,682).

¹ General Government is utilized to account for non-operating transactions such as transfers-out to other city funds, contingency, etc.

Series 2022 Parks Bond Fund (Fund 318): Unspent/unencumbered project appropriations total \$28.1 million. Remaining appropriations are set aside for a non-allocated reserve (\$62,055).

TSPLOST 1 Capital Project Fund (Fund 335): This fund accounts for collections under the Transportation Special Local Option Sales Tax (TSPLOST) that went into effect on April 1, 2017 and expired on March 31, 2022. Unspent/unencumbered project appropriations total \$31.4 million. Remaining appropriations are set aside for a non-allocated reserve (\$384,079).

TSPLOST 2 Capital Project Fund (Fund 336): This fund accounts for collections under the Transportation Special Local Option Sales Tax (TSPLOST) that went into effect on April 1, 2022. Appropriated funding totals \$51 million and represents Tier-1 project funding. Tier-1 projects are funded at 85% of forecasted revenue collections over the life of the 5-year tax. For comparison purposes, TSPLOST 1 collections have trended at over 90% of forecasted revenue collections. Unspent/unencumbered project appropriations total \$38 million.

Hotel/Motel Fund: FY 2023 revenues are budgeted at \$7.5 million (net of carryforward fund balance totaling \$1.1 million) with budgeted disbursements as follows: Alpharetta Convention & Visitor's Bureau (43.75% or \$3.3 million); Facilities (18.75% and a portion of the carryforward fund balance detailed above; \$1.4 million for debt service on the Series 2016 Convention Center Bonds; \$592,687 for eligible initiatives such as Equestrian Center and Wills Park Master Plan Improvements; with residual funding for bond/debt service reserve); and the city (37.5% or \$2.8 million).

Specifically, Debt Service Reserve funding (Convention Center Bonds) from the Facilities portion of the tax totals \$586,022. This reserve figure dipped below the \$1.5 million target level in 2019 due to the impact of the COVID-19 pandemic on the hospitality industry and is being replenished as revenues within the Fund continue strengthening.

Hotel tax collections is continuing its strong growth and estimates for FY 2023 total \$9.2 million which is \$1.7 million greater than budget.

Solid Waste Fund: FY 2023 revenues are currently budgeted at \$6.1 million. As of November 30, 2022, the city has collected \$3.9 million representing the 1st – 3rd quarter advanced billings and is on target.

Other Items

Council Member Stipend Activity Listing: The FY 2023 budget includes appropriations of \$7,200 for the Mayor and \$4,000 for each City Council Post and the available balances as of November 30, 2022 are as follows:

	Budget	Expenditures	Available Balance
Mayor: Jim Gilvin	\$ 7,200	\$ 3,622	\$ 3,578
Post #1: Donald Mitchell	\$ 4,000	\$ 0	\$ 4,000
Post #2: Brian Will	\$ 4,000	\$ 242	\$ 3,758
Post #3: Doug DeRito	\$ 4,000	\$ 72	\$ 3,928
Post #4: John Hipes	\$ 4,000	\$ 418	\$ 3,582
Post #5: Jason Binder	\$ 4,000	\$ 39	\$ 3,961
Post #6: Dan Merkel	\$ 4,000	\$ 324	\$ 3,676

Development Authority² (Component Reporting Unit)

As of November 30, 2022, the Development Authority has \$182,390 in available resources to support its main functions of promoting the public good and general welfare, trade, commerce, industry, general tax base and the employment opportunities available in the city.

² The Development Authority is a public corporation created and existing under the Constitution and laws of the State of Georgia and is governed by seven directors duly appointed by the Alpharetta City Council.



GENERAL FUND

Revenue Report



CITY OF ALPHARETTA
 Financial Management Reports
 General Fund (Unaudited)
Revenue Summary and Collection Comparison
 As of November 30, 2022

	Current Fiscal Year					Prior Fiscal Year		
	2023 Budget	2023 YTD	% Collected	2023 Estimated	Variance	2022 Actual	2022 YTD	% Collected
Top 10 Revenues:								
Property Taxes								
Current Year	\$ 26,300,000	\$ 22,323,764	84.9%	\$ 27,250,000	\$ 950,000	\$ 26,738,657	\$ 21,831,562	81.6%
Delinquent	147,000	151,001	102.7%	128,045	(18,955)	167,407	(20,434)	-12.2%
Motor Vehicle Tax	55,000	27,896	50.7%	55,000	-	79,585	20,756	26.1%
Motor Vehicle Title Fee	3,000,000	1,146,385	38.2%	3,150,000	150,000	3,142,797	784,632	25.0%
Local Option Sales Tax	18,925,000	7,174,312	37.9%	21,250,000	2,325,000	20,552,835	6,484,581	31.6%
Franchise Tax	7,100,000	410,003	5.8%	6,750,000	(350,000)	6,634,631	555,739	8.4%
Insurance Premium Tax	4,825,000	5,418,627	112.3%	5,418,627	593,627	4,759,402	4,759,402	100.0%
Alcohol Beverage Excise Tax	2,575,000	1,007,610	39.1%	2,900,000	325,000	2,764,435	830,390	30.0%
Building Permit Fees	1,850,000	1,215,650	65.7%	2,000,000	150,000	1,987,196	757,925	38.1%
Business and Occupational Tax	1,000,000	72,334	7.2%	1,000,000	-	1,063,180	84,687	8.0%
Court/Traffic Fines	2,370,000	1,132,143	47.8%	2,750,500	380,500	2,970,763	1,130,329	38.0%
Recreation/Special Event Fees	2,824,339	986,510	34.9%	2,722,520	(101,819)	2,566,047	874,201	34.1%
Hotel/Motel Tax (City portion)	2,812,500	917,912	32.6%	3,431,250	618,750	2,975,786	993,453	33.4%
subtotal	\$ 73,783,839	\$ 41,984,149	56.9%	\$ 78,805,942	\$ 5,022,103	\$ 76,402,722	\$ 39,087,223	51.2%
Other Revenues	5,005,443	2,500,427	50.0%	4,619,025	(386,418)	4,743,356	2,095,034	44.2%
Total Revenues	\$ 78,789,282	\$ 44,484,576	56.5%	\$ 83,424,967	\$ 4,635,685	\$ 81,146,078	\$ 41,182,257	50.8%
Carryforward Fund Balance	12,639,800							



GENERAL FUND

Expenditure Reports



CITY OF ALPHARETTA
 Financial Management Reports
 General Fund (unaudited)
Expenditure Summary by Department
 As of November 30, 2022

	Current Fiscal Year						Prior Fiscal Year		
	2023 Budget	2023 Encumbrances	2023 Exp. (YTD)	Funds Available	% Enc./Exp.	% Exp.	2022 Exp. (Total)	2022 Exp. (YTD)	% Exp.
Expenditures by Department:									
Mayor & Council	\$ 399,287	\$ 5,902	\$ 144,841	\$ 248,544	37.8%	36.3%	\$ 350,347	\$ 157,205	44.9%
City Administration	1,420,733	13,716	596,508	810,509	43.0%	42.0%	1,440,308	899,859	62.5%
Finance	3,698,826	61,812	1,844,956	1,792,058	51.6%	49.9%	3,451,127	1,602,924	46.4%
City Attorney	750,000	-	499,153	250,847	66.6%	66.6%	1,062,905	205,313	19.3%
Information Technology	2,350,617	63,924	907,782	1,378,911	41.3%	38.6%	1,894,045	820,750	43.3%
Human Resources	855,513	17,774	307,998	529,741	38.1%	36.0%	606,075	238,881	39.4%
Municipal Court	1,148,200	36,568	436,280	675,353	41.2%	38.0%	1,080,027	433,402	40.1%
Public Safety	36,733,287	684,018	15,087,815	20,961,454	42.9%	41.1%	32,217,831	13,608,687	42.2%
Public Works	10,112,573	930,166	3,698,128	5,484,279	45.8%	36.6%	8,853,638	3,446,071	38.9%
Recreation, Parks & Cultural Svcs	11,803,191	1,837,560	4,876,478	5,089,154	56.9%	41.3%	10,281,112	4,237,179	41.2%
Community & Economic Development	4,630,115	57,509	1,887,639	2,684,967	42.0%	40.8%	4,081,289	1,569,466	38.5%
subtotal	\$ 73,902,342	\$ 3,708,948	\$ 30,287,576	\$ 39,905,818	46.0%	41.0%	\$ 65,318,703	\$ 27,219,738	41.7%
General Government:									
Insurance Premiums (Risk)	\$ 823,300	\$ -	\$ 343,042	\$ 480,258	41.7%	41.7%	\$ 779,750	\$ 324,896	41.7%
Gwinnett Tech Bond P&I	288,640	-	41,820	246,820	14.5%	14.5%	289,640	44,820	15.5%
Transfer(s) to other Funds	15,639,800	-	6,516,583	9,123,217	41.7%	41.7%	7,486,799	3,119,500	41.7%
Contingency	775,000	8,800	2,108	764,092	1.4%	0.3%	60,167	33,680	56.0%
subtotal	\$ 17,526,740	\$ 8,800	\$ 6,903,553	\$ 10,614,387	39.4%	39.4%	\$ 8,616,356	\$ 3,522,896	40.9%
Total Expenditures	\$ 91,429,082	\$ 3,717,748	\$ 37,191,129	\$ 50,520,205	44.7%	40.7%	\$ 73,935,059	\$ 30,742,634	41.6%



CITY OF ALPHARETTA
 Financial Management Reports
 General Fund (unaudited)
Expenditure Summary by Category
 As of November 30, 2022

	Current Fiscal Year						Prior Fiscal Year		
	2023 Budget	2023 Encumbrances	2023 Exp. (YTD)	Funds Available	% Enc./Exp.	% Exp.	2022 Exp. (Total)	2022 Exp. (YTD)	% Exp.
Expenditures by Category:									
Salaries & Benefits:									
(1) Regular Salaries	\$ 33,167,284	\$ -	\$ 11,784,504	\$ 21,382,780	35.5%	35.5%	\$ 28,833,638	\$ 10,422,390	36.1%
Overtime	2,193,913	-	1,059,222	1,134,691	48.3%	48.3%	2,452,865	815,447	33.2%
Group Insurance	10,081,080	-	3,763,480	6,317,600	37.3%	37.3%	8,085,777	3,717,532	46.0%
FICA and Social Security	2,705,978	-	933,624	1,772,354	34.5%	34.5%	2,277,379	809,983	35.6%
Defined Benefit Pension	2,869,712	-	2,869,712	-	100.0%	100.0%	2,818,660	2,818,660	100.0%
401(A) Retirement/Match	2,899,010	-	1,116,252	1,782,758	38.5%	38.5%	2,548,264	918,602	36.0%
(2) Other	1,535,231	-	1,020,156	515,075	66.4%	66.4%	1,402,233	912,760	65.1%
subtotal	\$ 55,452,208	\$ -	\$ 22,546,950	\$ 32,905,258	40.7%	40.7%	\$ 48,418,816	\$ 20,415,373	42.2%
Maintenance & Operations:									
Professional Services	\$ 2,873,420	\$ 764,807	\$ 1,223,780	\$ 884,833	69.2%	42.6%	\$ 2,848,177	\$ 1,269,927	44.6%
Legal Services	750,000	-	499,153	250,847	66.6%	66.6%	1,062,905	205,313	19.3%
Vehicle Fuel/Maintenance	1,065,060	5,702	474,550	584,808	45.1%	44.6%	1,237,660	473,111	38.2%
Maintenance Contracts	3,725,691	1,897,711	1,393,741	434,239	88.3%	37.4%	3,005,871	1,013,713	33.7%
IT Professional Services	2,414,248	680,653	1,293,562	440,033	81.8%	53.6%	1,962,573	1,162,317	59.2%
General Supplies	986,370	130,304	380,249	475,817	51.8%	38.6%	893,611	388,801	43.5%
Utilities	2,900,691	-	991,237	1,909,454	34.2%	34.2%	2,748,597	919,781	33.5%
Insurance Premiums (Risk)	823,300	-	343,042	480,258	41.7%	41.7%	779,750	324,896	41.7%
Other	3,040,846	229,770	1,087,603	1,723,473	43.3%	35.8%	2,462,929	926,812	37.6%
subtotal	\$ 18,579,626	\$ 3,708,948	\$ 7,686,915	\$ 7,183,763	61.3%	41.4%	\$ 17,002,074	\$ 6,684,671	39.3%
Capital:									
OSSI/Fire Truck Leases	\$ 659,858	\$ -	\$ 396,752	\$ 263,106	60.1%	60.1%	\$ 675,893	\$ 444,590	65.8%
Other	33,950	-	-	33,950	0.0%	0.0%	1,671	-	0.0%
subtotal	\$ 693,808	\$ -	\$ 396,752	\$ 297,056	57.2%	57.2%	\$ 677,563	\$ 444,590	65.6%
General Government:									
Gwinnett Tech Bond P&I	\$ 288,640	\$ -	\$ 41,820	\$ 246,820	14.5%	14.5%	\$ 289,640	\$ 44,820	15.5%
Transfer(s) to other Funds	15,639,800	-	6,516,583	9,123,217	41.7%	41.7%	7,486,799	3,119,500	41.7%
Contingency	775,000	8,800	2,108	764,092	1.4%	0.3%	60,167	33,680	56.0%
subtotal	\$ 16,703,440	\$ 8,800	\$ 6,560,511	\$ 10,134,129	39.3%	39.3%	\$ 7,836,606	\$ 3,198,000	40.8%
Total Expenditures	\$ 91,429,082	\$ 3,717,748	\$ 37,191,129	\$ 50,520,205	44.7%	40.7%	\$ 73,935,059	\$ 30,742,634	41.6%

Notes:

- (1) Includes the following components: regular salaries, holiday leave, temporary and seasonal salaries, and separation payout.
- (2) Includes the following components: workers compensation, educational programs, automobile allowance, tuition reimbursement, and employee service awards.



GRANT AND CAPITAL FUNDS

Revenue & Expenditure Reports



CITY OF ALPHARETTA

Financial Management Reports

Grant Funds

Operating Grant Fund Detail (Fund 220; life-to-date for active projects)

As of November 30, 2022

Account #	Project	Project Snapshot: FY2013 - FY2022		FY 2023					
		Total Project Authorization	Prior Year Actuals	Original Appropriation	Transfers / Adjustments	Revised Budget	Collections / Expenditures	Encumbrances	Available Budget
Revenues									
City Administration									
22013230-371000	C2100	MURAL ART PROJECT	15,915	15,915	\$ -	\$ -	\$ -	\$ -	\$ -
		<i>subtotal</i>			\$ -	\$ -	\$ -	\$ -	\$ -
Public Safety									
22031150-331110	C1730	2017 BULLETPROOF VEST (DOJ)	13,179	12,462	\$ -	\$ 717	\$ 717	\$ -	\$ 717
22031150-331110	C1831	2018 BULLETPROOF VEST (DOJ)	15,375	7,314	-	8,061	8,061	-	8,061
22031150-331110	C2018	2019 BULLETPROOF VEST (DOJ)	19,188	3,353	-	15,835	15,835	-	15,835
22031150-331110	C2059	2020 BULLETPROOF VEST (DOJ)	17,159	-	-	17,159	17,159	2,323	14,836
22031150-331110	C2115	2021 BULLETPROOF VEST (DOJ)	11,624	-	-	11,624	11,624	-	11,624
		<i>subtotal</i>			\$ -	\$ 53,396	\$ 53,396	\$ 2,323	\$ 51,073
Recreation, Parks & Cultural Services									
22061150-347509	C2039	WIRE & WOOD (ACVB SPONSOR)	152,000	102,000	\$ -	\$ 50,000	\$ 50,000	\$ 50,000	\$ -
22061150-371000	C2212	PARKING PERMIT - FILM	4,000	4,000	-	-	-	-	-
22061150-336000	C2213	2021 CAMP HAPPY HEARTS	5,000	5,000	-	-	-	-	-
22061150-336000	C2215	FC ARTS & CULTURE	7,800	7,800	-	-	-	-	-
22061150-336001	C2234	ARTS CENTER (CERAMICS)	2,248	2,248	-	-	-	-	-
22061150-347509	C2239	NORTH PARK SOFTBALL TOURNEY	2,397	2,397	-	-	-	-	-
22061150-336000	C2247	2022 CAMP HAPPY HEARTS	5,000	-	-	5,000	5,000	5,000	-
22061150-336000	C2306	FULTON COUNTY ARTS & CULTURE	15,000	-	-	15,000	15,000	-	15,000
22061150-371000	C2308	MUSIC MATCH APPLICATIONS	2,175	-	-	2,175	2,175	2,200	(25)
		<i>subtotal</i>			\$ -	\$ 72,175	\$ 72,175	\$ 57,200	\$ 14,975
General Government									
22090200-361000		INTEREST EARNINGS			\$ -	\$ -	\$ -	\$ 973	\$ (973)
22090200-363000		UNREALIZED GAIN/LOSS			-	-	-	(1,436)	1,436
22090200-395000		CARRYFORWARD FUND BALANCE			-	117,013	117,013	-	117,013
		<i>subtotal</i>			\$ -	\$ 117,013	\$ 117,013	\$ (462)	\$ 117,475
		Total			\$ -	\$ 242,584	\$ 242,584	\$ 59,061	\$ 183,523



CITY OF ALPHARETTA

Financial Management Reports

Grant Funds

Operating Grant Fund Detail (Fund 220; life-to-date for active projects)

As of November 30, 2022

Account #	Project	Project Snapshot: FY2013 - FY2022		FY 2023					Available Budget	
		Total Project Authorization	Prior Year Actuals	Original Appropriation	Transfers / Adjustments	Revised Budget	Collections / Expenditures	Encumbrances		
Expenditures										
City Administration										
22013230-521200	C2100	MURAL ART PROJECT	17,215	2,800	\$ -	\$ 14,415	\$ 14,415	\$ -	\$ -	\$ 14,415
		subtotal			\$ -	\$ 14,415	\$ 14,415	\$ -	\$ -	\$ 14,415
Public Safety										
22031150-542100	C1730	2017 BULLETPROOF VEST (DOJ)	26,357	24,925	\$ -	\$ 1,432	\$ 1,432	\$ -	\$ -	\$ 1,432
22031150-542100	C1831	2018 BULLETPROOF VEST (DOJ)	30,751	16,675	-	14,076	14,076	-	-	14,076
22031150-542100	C2018	2019 BULLETPROOF VEST (DOJ)	38,374	12,280	-	26,094	26,094	-	-	26,094
22031150-542100	C2059	2020 BULLETPROOF VEST (DOJ)	30,694	4,646	-	26,048	26,048	-	-	26,048
22031150-542100	C2115	2021 BULLETPROOF VEST (DOJ)	23,248	-	-	23,248	23,248	8,806	-	14,442
		subtotal			\$ -	\$ 90,898	\$ 90,898	\$ 8,806	\$ -	\$ 82,092
Recreation, Parks & Cultural Services										
22061159-521200	C2039	WIRE & WOOD (ACVB SPONSOR)	100,000	50,000	\$ -	\$ 50,000	\$ 50,000	\$ -	\$ 50,000	\$ -
22061150-531100	C2101	SPECIAL NEEDS EXPO / EVENT	1,018	-	-	1,018	1,018	-	-	1,018
22061150-531100	C2102	FULTON GOLDEN GAMES	3,630	-	-	3,630	3,630	-	-	3,630
22061150-531100	C2212	PARKING PERMIT - FILM	4,000	3,750	-	250	250	-	-	250
22061150-531100	C2213	2020 CAMP HAPPY HEARTS	5,000	2,671	-	2,329	2,329	2,329	-	-
22061150-531100	C2215	FC ARTS & CULTURE	7,800	6,056	-	1,744	1,744	1,744	-	-
22061150-531100	C2234	ARTS CENTER (CERAMICS)	2,249	1,604	-	645	645	-	-	645
22061150-531100	C2237	PARTNERED EVENTS	5,000	-	-	5,000	5,000	4,040	900	60
22061150-523300	C2239	NORTH PARK SOFTBALL TOURNEY	2,397	-	-	2,397	2,397	2,397	-	-
22061150-531100	C2247	2022 CAMP HAPPY HEARTS	5,000	-	-	5,000	5,000	-	-	5,000
22061150-521200	C2306	FULTON COUNTY ARTS & CULTURE	15,000	-	-	15,000	15,000	-	-	15,000
22061150-521200	C2308	MUSIC MATCH APPLICATIONS	2,175	-	-	2,175	2,175	1,800	-	375
		subtotal			\$ -	\$ 89,188	\$ 89,188	\$ 12,310	\$ 50,900	\$ 25,978
Non-Allocated										
22090200-579000		CONTINGENCY			\$ -	\$ 20,675	\$ 20,675	\$ -	\$ -	\$ 20,675
22090200-579011		MATCH (GRANTS UNDER REVIEW)			-	27,408	27,408	-	-	27,408
		subtotal			\$ -	\$ 48,083	\$ 48,083	\$ -	\$ -	\$ 48,083
		Total			\$ -	\$ 242,584	\$ 242,584	\$ 21,116	\$ 50,900	\$ 170,568



CITY OF ALPHARETTA

Financial Management Reports

Grant Funds

Capital Grant Fund Detail (Fund 340; life-to-date for active projects)

As of November 30, 2022

Account #	Project	Project Snapshot: FY2013 - FY2022		FY 2023					Available Budget
		Total Project Authorization	Prior Year Actuals	Original Appropriation	Transfers / Adjustments	Revised Budget	Collections / Expenditures	Encumbrances	
Revenue									
Public Safety									
34031150-331350	C2235	CRABAPPLE TRAINING FACILITY	46,130	46,130	\$ -	\$ -	\$ -	\$ -	\$ -
34034450-331150	C2244	2020 HOMELAND SECURITY GRANT	45,900	-	-	45,900	45,900	44,100	1,800
34031150-331150	C2246	2021 HOMELAND SECURITY GRANT	22,500	-	-	22,500	22,500	-	22,500
		subtotal			\$ -	\$ 68,400	\$ 68,400	\$ 44,100	\$ 24,300
Public Works									
34041100-334310	C1219	MILLING AND RESURFACING (LMIG)	5,879,265	5,234,146	\$ -	\$ 645,119	\$ 645,119	\$ 645,118	\$ 1
34041100-331150	C2242	NORTHPOINT ALPHALINK (ARC/LCI)	1,000,000	-	-	1,000,000	1,000,000	-	1,000,000
34041100-331350	C2305	ALPHALOOP (LANDWATER)	500,000	-	-	500,000	500,000	-	500,000
		subtotal			\$ -	\$ 2,145,119	\$ 2,145,119	\$ 645,118	\$ 1,500,001
Recreation, Parks & Cultural Services									
30161150-371000	C2248	CITY AGRICULTURE PLAN (FOOD WELL)	75,000	-	\$ -	\$ 75,000	\$ 75,000	\$ -	\$ 75,000
		subtotal			\$ -	\$ 75,000	\$ 75,000	\$ -	\$ 75,000
Community Development									
34074150-331350	C2107	NORTH POINT PKWY IMP	1,667,000	663,593	\$ -	\$ 1,003,407	\$ 1,003,407	\$ 58,906	\$ 944,501
34074150-331150	C2114	S MAIN ST ARC STUDY	160,000	34,800	-	125,200	125,200	81,600	43,600
		subtotal			\$ -	\$ 1,128,607	\$ 1,128,607	\$ 140,506	\$ 988,101
General Government									
34090200-361000		INTEREST EARNINGS			\$ -	\$ -	\$ -	\$ 2,162	\$ (2,162)
34090200-363000		UNREALIZED GAIN/LOSS			-	-	-	(4,586)	4,586
34090200-395000		CARRYFORWARD FUND BALANCE			-	148,441	148,441	-	148,441
		subtotal			\$ -	\$ 148,441	\$ 148,441	\$ (2,424)	\$ 150,865
		Total			\$ -	\$ 3,565,567	\$ 3,565,567	\$ 827,300	\$ 2,738,267



CITY OF ALPHARETTA

Financial Management Reports

Grant Funds

Capital Grant Fund Detail (Fund 340; life-to-date for active projects)

As of November 30, 2022

Account #	Project	Project Snapshot: FY2013 - FY2022		FY 2023					Available Budget	
		Total Project Authorization	Prior Year Actuals	Original Appropriation	Transfers / Adjustments	Revised Budget	Collections / Expenditures	Encumbrances		
Expenditures										
Public Safety										
34031150-542100	C2235	CRABAPPLE TRAINING FACILITY	46,130	46,130	\$ -	\$ -	\$ -	\$ -	\$ -	\$ -
34031150-542100	C2244	HOMELAND SECURITY GRANT	45,900	-	-	45,900	45,900	44,100	-	1,800
34031150-542100	C2246	HOMELAND SECURITY GRANT	22,500	-	-	22,500	22,500	3,294	18,965	241
		subtotal			\$ -	\$ 68,400	\$ 68,400	\$ 47,394	\$ 18,965	\$ 2,041
Public Works										
34041100-541410	C1215	STRIPING & SIGNAGE	185,325	185,325	\$ -	\$ -	\$ -	\$ -	\$ -	\$ -
34041100-541410	C1219	MILLING AND RESURFACING (LMIG)	5,879,265	5,234,146	-	645,119	645,119	645,119	-	-
34041100-521200	C2242	NORTHPOINT ALPHALINK (ARC/LCI)	1,000,000	-	-	1,000,000	1,000,000	-	-	1,000,000
34041100-541420	C2305	ALPHALOOP (LANDWATER)	500,000	-	-	500,000	500,000	-	500,000	-
		subtotal			\$ -	\$ 2,145,119	\$ 2,145,119	\$ 645,119	\$ 500,000	\$ 1,000,000
Recreation, Parks & Cultural Services										
30161150-541500	C2248	CITY AGRICULTURE PLAN (FOOD WELL)	75,000	-	\$ -	75,000	75,000	\$ -	\$ -	75,000
		subtotal			\$ -	\$ 75,000	\$ 75,000	\$ -	\$ -	\$ 75,000
Community Development										
34074150-541410	C2107	NORTH POINT PKWY IMP	2,083,750	903,123	\$ -	1,180,627	1,180,627	25,732	1,154,894	1
34074150-521200	C2114	S MAIN ST ARC STUDY	160,000	54,400	-	105,600	105,600	35,200	70,400	-
		subtotal			\$ -	\$ 1,286,227	\$ 1,286,227	\$ 60,932	\$ 1,225,294	\$ 1
Non-Allocated										
34090200-579000		CONTINGENCY			\$ -	(9,179)	(9,179)	\$ -	\$ -	(9,179)
		subtotal			\$ -	\$ (9,179)	\$ (9,179)	\$ -	\$ -	\$ (9,179)
		Total			\$ -	\$ 3,565,567	\$ 3,565,567	\$ 753,445	\$ 1,744,260	\$ 1,067,862



CITY OF ALPHARETTA
 Financial Management Reports
 Capital Project Funds

General Capital Project Fund Detail (Fund 301; life-to-date for active projects)
 As of November 30, 2022

Account #	Project	Project Snapshot: FY2013 - FY2022		FY 2023				
		Total Project Authorization	Prior Year Actuals	Original Appropriation	Transfers / Adjustments	Revised Budget	Collections / Expenditures	Encumbrances
Revenue								
30113230-371000	C1618 CONVENTION CENTER (DESIGN)	-	-	\$ -	\$ -	\$ -	\$ 1.74	\$ (2)
30131150-393500	C1241 CAPITAL LEASE - FIRE TRUCK	2,353,251	-	-	2,353,251	2,353,251	-	2,353,251
30141100-336000	C1410 RUCKER RD WATERLINE	1,562,604	1,459,845	-	102,759	102,759	-	102,759
30141100-336000	C1702 KIMBALL BR RD IMPROVEMENTS	6,146,784	5,544,518	-	602,266	602,266	-	602,266
30141100-371000	C2113 ENCORE GREENWAY GATEWAY	430,000	-	-	430,000	430,000	-	430,000
30141100-336000	C2238 DAVIS DR. WATER (COUNTY)	364,488	-	-	364,488	364,488	-	364,488
30141100-371000	C2305 ALPHALOOP (OMP-NORTHWINDS)	100,000	-	-	100,000	100,000	110,000	(10,000)
30161150-371000	C1929 COMM AG PROGRAM	53,522	50,135	-	3,387	3,387	9,144	(5,757)
30161150-371000	C2010 MEMORIAL-PARK ENHANCEMENTS	23,100	11,100	-	12,000	12,000	12,000	-
30161150-371000	C2309 WACKY WORLD 2.0 (DONATIONS)	-	-	-	-	-	32	(32)
30174150-337000	C0910 TREE REPLACEMENT FUND (CONTRIBUTION)	467,450	467,450	-	-	-	5,400	(5,400)
30113230-336000	C0924 ECONOMIC DEVELOPMENT PLAN	37,500	-	-	37,500	37,500	-	37,500
30176100-371000	C1712 ALPHALOOP (ABC)	692,527	692,527	-	-	-	-	-
	subtotal			\$ -	\$ 4,005,651	\$ 4,005,651	\$ 136,578	\$ 3,869,073
Non-Departmental								
30190200-395000	CARRYFORWARD FUND BALANCE			\$ 2,500,000	\$ 6,101,350	\$ 8,601,350	\$ -	\$ 8,601,350
30190200-391100	TRANSFER-IN FROM THE GENERAL FUND			11,439,800	-	11,439,800	4,766,583	6,673,217
30190200-363000	UNREALIZED GAIN/LOSS INV			-	-	-	(84,771)	84,771
30190200-361000	INTEREST EARNINGS			155,000	-	155,000	62,453	92,547
	subtotal			\$ 14,094,800	\$ 6,101,350	\$ 20,196,150	\$ 4,744,265	\$ 15,451,885
	Total			\$ 14,094,800	\$ 10,107,001	\$ 24,201,801	\$ 4,880,843	\$ 19,320,958
Expenditures								
Administration								
30113230-542400	C1404 WEBSITE UPGRADE	145,000	-	\$ 145,000	\$ -	\$ 145,000	\$ -	\$ 145,000
30113230-544100	C2105 BUSINESS RECOVERY PROGRAM	150,000	50,000	-	100,000	100,000	-	100,000
	subtotal			\$ 145,000	\$ 100,000	\$ 245,000	\$ -	\$ 245,000



CITY OF ALPHARETTA

Financial Management Reports

Capital Project Funds

General Capital Project Fund Detail (Fund 301; life-to-date for active projects)

As of November 30, 2022

Account #	Project	Project Snapshot: FY2013 - FY2022		FY 2023					
		Total Project Authorization	Prior Year Actuals	Original Appropriation	Transfers / Adjustments	Revised Budget	Collections / Expenditures	Encumbrances	Available Budget
Finance									
30115150-542400	C1141 TYLER ERP SYSTEM	363,044	354,302	\$ -	\$ 8,742	\$ 8,742	\$ 789	\$ 6,550	\$ 1,403
	subtotal			\$ -	\$ 8,742	\$ 8,742	\$ 789	\$ 6,550	\$ 1,403
Information Technology									
30117400-542400	C0900 CISCO DATA NETWORK	300,002	189,138	\$ -	\$ 110,864	\$ 110,864	\$ -	\$ 110,864	\$ -
30117400-542400	C1000 GIS AERIAL MAPPING	50,001	48,284	-	1,717	1,717	805	912	1
30117400-542400	C1103 NETWORK AND VOIP	717,679	154,210	200,000	363,469	563,469	-	246,681	316,788
30117400-542400	C1312 BACKUP DATA STORAGE MGMT.	510,003	488,947	-	21,056	21,056	-	-	21,056
30117400-542400	C1313 TECHNOLOGY REPLACEMENT	3,112,369	2,591,587	250,000	270,782	520,782	41,202	128,585	350,995
30117400-542400	C1615 APP/DESKTOP VIRTUALIZATION	400,145	116,249	-	283,896	283,896	12,500	-	271,396
30117400-542400	C2201 CITY COUNCIL A/V REPLACEMENT	300,001	30,185	-	269,816	269,816	-	164,829	104,987
30117400-544200	C2300 BUSINESS CONTINUITY STUDY	50,000	-	50,000	-	50,000	-	-	50,000
	subtotal			\$ 500,000	\$ 1,321,600	\$ 1,821,600	\$ 54,507	\$ 651,871	\$ 1,115,222
Human Resources									
30118450-542400	C1222 RECORDS MANAGEMENT	72,500	-	\$ 72,500	\$ -	\$ 72,500	\$ -	\$ -	\$ 72,500
	subtotal			\$ 72,500	\$ -	\$ 72,500	\$ -	\$ -	\$ 72,500
Municipal Court									
30126550-542400	C1222 RECORDS MANAGEMENT	39,600	32,900	\$ -	\$ 6,700	\$ 6,700	\$ -	\$ 6,700	\$ -
	subtotal			\$ -	\$ 6,700	\$ 6,700	\$ -	\$ 6,700	\$ -
Public Safety									
30131150-542200	C1202 FLEET REPLACEMENT	7,916,893	6,142,656	\$ 1,375,000	\$ 399,237	\$ 1,774,237	\$ 59,322	\$ 202,884	\$ 1,512,031
30131150-541300	C1229 PS ROOF REPAIR	1,197,111	904,690	300,000	(7,579)	292,421	-	267,420	25,001
30131150-542200	C1241 FLEET - FIRE TRUCK	2,353,251	-	-	2,353,251	2,353,251	-	-	2,353,251
30131150-542100	C1401 PS EQUIPMENT REPLACEMENT	1,513,924	1,140,581	263,000	110,343	373,343	119,588	65,384	188,370
30131150-541300	C1706 RAPSTC IMPROVEMENTS	492,531	173,695	-	318,836	318,836	-	102,143	216,693
30131150-542400	C2052 SECURITY SYSTEM REFRESH	400,059	129,485	220,000	50,574	270,574	-	254,808	15,766
30131150-542100	C2055 LICENSE PLATE READER PROGRAM	20,000	-	-	20,000	20,000	8,693	-	11,307
30131150-542100	C2207 LUCAS DEVICES	176,000	169,942	-	6,058	6,058	-	-	6,058
30131150-542100	C2235 CRABAPPLE TRAINING FACILITY	43,870	37,552	-	6,318	6,318	838	-	5,480



CITY OF ALPHARETTA
 Financial Management Reports
 Capital Project Funds

General Capital Project Fund Detail (Fund 301; life-to-date for active projects)
 As of November 30, 2022

Account #	Project	Project Snapshot: FY2013 - FY2022		FY 2023					
		Total Project Authorization	Prior Year Actuals	Original Appropriation	Transfers / Adjustments	Revised Budget	Collections / Expenditures	Encumbrances	Available Budget
30131150-542400	C2301 CAD/RECORDS MANAGEMENT SOFTWARE	2,250,000	-	2,250,000	-	2,250,000	4,579	-	2,245,421
30131150-542100	C2302 ALL TERRAIN VEHICLES	11,310	-	11,310	-	11,310	10,692	-	618
30131150-542100	C2303 2023 OP INITIATIVES EQUIPMENT	449,500	-	449,500	-	449,500	-	-	449,500
	subtotal			\$ 4,868,810	\$ 3,257,038	\$ 8,125,848	\$ 203,711	\$ 892,640	\$ 7,029,497
Public Works									
30141100-541410	C0041 TRAFFIC SIGNAL INTERCONNECT	279,781	275,044	\$ -	\$ 4,737	\$ 4,737	\$ 3,810	\$ -	\$ 927
30141100-541200	C0910 TREE REPLACEMENT FUND	1,626,301	1,404,067	-	222,234	222,234	28,324	60,205	133,705
30141100-541200	C1008 CEMETERY AUTHORITY-MAINTENANCE	479,543	207,186	-	272,357	272,357	5,139	9,492	257,726
30141100-541410	C1207 BRIDGE MAINTENANCE	665,212	377,330	200,000	87,882	287,882	-	29,158	258,724
30141100-541410	C1215 STRIPING & SIGNAGE	2,014,664	1,814,664	200,000	-	200,000	96,743	-	103,257
30141100-541410	C1217 TRAFFIC CALMING & INTERSECTION IMP	553,584	432,814	100,000	20,770	120,770	19,060	18,719	82,991
30141100-541410	C1218 TRAFFIC SIGNAL SYSTEM MAINTENANCE	804,267	691,872	100,000	12,395	112,395	56,998	8,344	47,053
30141100-541410	C1219 MILLING AND RESURFACING	24,017,759	21,564,565	1,000,000	1,453,194	2,453,194	191,595	2,137,247	124,353
30141100-541410	C1220 TRAFFIC CONTROL EQUIPMENT	987,078	887,078	100,000	-	100,000	25,460	12,834	61,706
30141100-541410	C1221 DESIGN SERVICES	943,300	794,459	75,000	73,841	148,841	24,524	56,403	67,915
30141100-542200	C1223 FLEET REPLACEMENT	1,469,452	1,091,468	195,000	182,984	377,984	76,655	299,656	1,673
30141100-541300	C1229 FACILITY ROOF REPLACEMENT			-	-	-	-	-	-
30141100-541200	C1302 TREE PLANTING & LANDSCAPING IMP	1,222,771	817,220	100,000	305,551	405,551	206,103	47,923	151,526
30141100-542100	C1802 PW EQUIPMENT REPLACEMENT	217,373	173,446	36,000	7,927	43,927	-	25,374	18,553
30141100-541410	C1901 TRAFFIC RESPONSIVE SYSTEM MAINT	450,001	299,856	100,000	50,145	150,145	70,848	78,872	425
30141100-541300	C1902 FIRE STATION RENOVATIONS	510,003	419,519	75,000	15,484	90,484	-	4,461	86,023
30141100-541300	C1904 PW HQ RENOVATIONS	178,037	121,982	50,000	6,055	56,055	-	-	56,055
30141100-541300	C1905 GYM RENOVATIONS	35,000	-	35,000	-	35,000	-	-	35,000
30141100-541410	C1918 PEDESTRIAN SAFETY STUDY	381,115	296,115	85,000	-	85,000	-	-	85,000
30141100-541410	C1935 WINDWARD PKWY WEST IMPROVEMENTS	305,753	203,977	-	101,776	101,776	1,540	-	100,236
30141100-541300	C2003 HVAC REPLACEMENTS	292,002	227,797	62,000	2,205	64,205	35,870	2,674	25,661
30141100-541300	C2004 GENERATOR REPLACEMENTS	295,075	187,197	-	107,878	107,878	-	101,830	6,048
30141100-542400	C2026 TCC HARDWARE/SOFTWARE	170,001	77,836	50,000	42,165	92,165	5,510	-	86,655
30141100-541410	C2048 STREETLIGHT MAINTENANCE	269,079	104,108	80,000	84,971	164,971	36,111	38,133	90,727



CITY OF ALPHARETTA

Financial Management Reports

Capital Project Funds

General Capital Project Fund Detail (Fund 301; life-to-date for active projects)

As of November 30, 2022

Account #	Project	Project Snapshot: FY2013 - FY2022		FY 2023					
		Total Project Authorization	Prior Year Actuals	Original Appropriation	Transfers / Adjustments	Revised Budget	Collections / Expenditures	Encumbrances	Available Budget
30141100-541500	C2050 REC FACILITY MAINTENANCE	120,000	46,645	30,000	43,355	73,355	12,395	4,370	56,590
30141100-541300	C2053 PARKING GARAGE MAINTENANCE	145,351	36,582	100,000	8,769	108,769	1,775	27,500	79,494
30141100-541410	C2113 ENCORE GREENWAY GATEWAY	430,000	19,456	-	410,544	410,544	-	410,544	0
30141100-544200	C2200 CITY TRASH RECEPTACLE SERVICE	100,001	39,159	50,000	10,842	60,842	20,582	24,301	15,959
30141100-541410	C2209 SCRAMBLE INTERSECTION	27,248	-	-	27,248	27,248	-	27,248	1
30141100-541410	C2238 DAVIS DR WATER (COUNTY)	364,488	-	-	364,488	364,488	171,695	192,793	-
30141100-521200	C2242 NORTHPOINT ALPHALINK (ARC/LCI)	285,000	-	-	285,000	285,000	10,071	26,787	248,142
30141100-541420	C2305 ALPHALOOP (OMP - NORTHWINDS)	247,403	-	-	247,403	247,403	-	-	247,403
	subtotal			\$ 2,823,000	\$ 4,452,200	\$ 7,275,200	\$ 1,100,807	\$ 3,644,867	\$ 2,529,526
Recreation, Parks & Cultural Services									
30161150-541500	C0922 SYNTHETIC TURF REPLACEMENT	1,014,966	464,966	\$ 550,000	\$ -	\$ 550,000	\$ -	\$ 502,937	\$ 47,063
30161150-541200	C1210 TREE REMOVAL			150,000	-	150,000	149,265	735	-
30161150-541500	C1221 DESIGN SERVICES	214,224	186,473	20,000	7,751	27,751	5,532	3,560	18,659
30161150-541300	C1229 FACILITY ROOF REPAIR	494,741	-	700,000	(205,259)	494,741	303,291	191,450	-
30161150-542200	C1232 FLEET	352,578	72,130	120,000	160,448	280,448	60,585	99,863	120,000
30161150-542100	C1402 RP EQUIPMENT REPLACEMENT	799,218	699,218	100,000	-	100,000	24,561	28,871	46,568
30161150-541500	C1424 WILL PARK POOL EXPANSION	59,000	51,200	-	7,800	7,800	-	-	7,800
30161150-541500	C1520 WILLS PARK TENNIS CT RESURFACE	48,983	48,918	-	65	65	-	-	65
30113230-544200	C1527 VETERANS MEMORIAL	105,667	75,806	-	29,861	29,861	-	-	29,861
30161150-541500	C1614 THE STORIES PROJECT	85,000	31,065	35,000	18,935	53,935	-	-	53,935
30161150-541510	C1636 GREENWAY REPAIR AND MAINTENANCE	907,169	370,594	155,000	381,575	536,575	18,185	8,096	510,295
30161150-541500	C1804 PARK REPAIRS/IMPROVEMENTS	830,877	521,159	300,000	9,718	309,718	197,408	4,500	107,810
30161150-541500	C1806 PARKS PLAYGROUND EQUIPMENT	490,721	277,238	150,000	63,483	213,483	-	-	213,483
30161150-544100	C1807 PUBLIC ARTS PROGRAM	231,000	170,000	45,000	16,000	61,000	32,550	13,950	14,500
30161150-521200	C1926 NORTHSIDE MOU (PARKS)	11,400	-	-	11,400	11,400	-	11,400	-
30161150-541500	C1926 NORTHSIDE MOU (PARKS)	134,903	117,657	-	17,246	17,246	708	-	16,538
30161150-541500	C1929 COMMUNITY AGRICULTURE PROGRAM	53,526	35,170	-	18,356	18,356	6,187	11,600	569
30161150-541500	C2010 PARK ENHANCEMENTS	610,179	465,437	125,000	19,742	144,742	77,787	25,299	41,656
30161150-541500	C2030 TOWN GREEN IMPROVEMENTS	250,000	-	250,000	-	250,000	-	29,500	220,500
30161150-541500	C2031 INNOVATION ACADEMY IGA	250,000	249,638	-	362	362	354	-	8
30161150-541500	C2051 FOUNTAIN MAINTENANCE	36,306	27,309	-	8,997	8,997	-	-	8,997



CITY OF ALPHARETTA
 Financial Management Reports
 Capital Project Funds

General Capital Project Fund Detail (Fund 301; life-to-date for active projects)
 As of November 30, 2022

Account #	Project	Project Snapshot: FY2013 - FY2022		FY 2023					
		Total Project Authorization	Prior Year Actuals	Original Appropriation	Transfers / Adjustments	Revised Budget	Collections / Expenditures	Encumbrances	Available Budget
30161150-541500	C2202 ATHLETIC COURTS RESURFACING	98,433	58,433	40,000	-	40,000	-	9,935	30,065
30161150-541500	C2245 WILL PARK MAINTENANCE FACILITY	116,001	766	-	115,235	115,235	8,000	72,004	35,231
30161150-541500	C2248 CITY AGRICULTURE PLAN (FOOD WELL)	75,000	-	-	75,000	75,000	-	-	75,000
30161150-541500	C2304 PARK WOOD POLE REPLACEMENT	200,000	-	200,000	-	200,000	-	-	200,000
30161150-541500	C2309 WACKY WORLD 2.0 (DONATIONS)	-	-	-	-	-	-	-	-
	subtotal			\$ 2,940,000	\$ 756,715	\$ 3,696,715	\$ 884,413	\$ 1,013,700	\$ 1,798,602
Community Development									
30174150-544100	C0019 DOWNTOWN PARKING FUND	576,749	297,748	\$ -	\$ 279,001	\$ 279,001	\$ -	\$ -	\$ 279,001
30174150-544100	C0924 ECONOMIC DEVELOPMENT PLAN	107,640	62,500	-	45,140	45,140	15,000	30,140	-
30174150-544200	C1300 CITY ECON DEVELOPMENT TOOLKIT	263,260	202,010	-	61,250	61,250	-	-	61,250
30174150-542200	C1433 FLEET REPLACEMENT	60,000	-	60,000	-	60,000	58,732	-	1,268
30174150-541410	C1603 DESIGN SERVICES	526,003	376,257	40,000	109,746	149,746	19,150	79,687	50,909
30174150-541410	C2107 NORTH POINT PARKWAY IMPROVEMENTS	78,500	52,670	-	25,830	25,830	21,050	4,780	0
30174150-542400	C2111 COMMUNITY DEVELOPMENT EQUIPMENT	21,000	7,993	-	13,007	13,007	-	-	13,007
30174150-521200	C2114 S MAIN ST ARC STUDY	40,000	13,600	-	26,400	26,400	8,800	17,600	-
30174150-521200	C2307 WINDWARD-HWY9 MASTER PLAN MOU	60,000	-	-	60,000	60,000	-	-	60,000
	subtotal			\$ 100,000	\$ 620,374	\$ 720,374	\$ 122,731	\$ 132,207	\$ 465,436
Non-Departmental									
30190200-579000	NON-ALLOCATED			\$ 2,645,490	\$ (416,368)	\$ 2,229,122	\$ -	\$ -	\$ 2,229,122
30190200-579011	GRANTS UNDER REVIEW			-	-	-	-	-	-
	subtotal			\$ 2,645,490	\$ (416,368)	\$ 2,229,122	\$ -	\$ -	\$ 2,229,122
	Total			\$ 14,094,800	\$ 10,107,001	\$ 24,201,801	\$ 2,366,959	\$ 6,348,534	15,486,308



CITY OF ALPHARETTA
 Financial Management Reports
 Capital Project Funds
Stormwater Capital Fund Detail (Fund 302; life-to-date for all projects)
 As of November 30, 2022

Account #	Project	Project Snapshot: FY2017 - FY2022		FY 2023					Available Budget
		Total Project Authorization	Prior Year Actuals	Original Appropriation	Transfers / Adjustments	Revised Budget	Collections / Expenditures	Encumbrances	
Revenue									
Public Works									
30241100-371000	DONATION FROM PRIVATE SOURCE			\$ -	\$ 4,496	\$ 4,496	\$ 4,496		\$ 0
	<i>subtotal</i>			\$ -	\$ 4,496	\$ 4,496	\$ 4,496		\$ 0
Non-Departmental									
30290200-361000	INTEREST EARNINGS			\$ -	\$ -	\$ -	\$ 15,474		\$ (15,474)
30290200-363000	UNREALIZED GAIN/LOSS INV			-	-	-	(22,300)		22,300
30290200-391100	TRANSFER IN/GENERAL FUND MATCH			4,200,000	-	4,200,000	1,750,000		2,450,000
30290200-395000	CARRYFORWARD FUND BALANCE			-	1,716,691	1,716,691	-		1,716,691
	<i>subtotal</i>			\$ 4,200,000	\$ 1,716,691	\$ 5,916,691	\$ 1,743,174		\$ 4,173,517
	Total			\$ 4,200,000	\$ 1,721,187	\$ 5,921,187	\$ 1,747,670		\$ 4,173,517
Expenditures									
Public Works									
30241100-541430 C1216	SW DRAINAGE MAINTENANCE	1,006,403	629,910	\$ 150,000	\$ 226,493	\$ 376,493	\$ 69,502	\$ 28,989	\$ 278,003
30241100-541430 C1308	SW PIPE & STRUCTURE R&M	11,429,215	6,438,340	3,930,000	1,060,875	4,990,875	141,291	1,107,821	3,741,763
30241100-541430 C1503	STORMWATER STUDIES	500,001	323,580	-	176,421	176,421	20,200	-	156,221
30241100-541430 C1604	STORMWATER INSPECTIONS	664,055	458,720	120,000	85,335	205,335	11,631	72,014	121,690
30241100-541430 C2208	MEADOW BROOK HILLS DRAINAGE	250,000	150,800	-	99,200	99,200	61,525	23,200	14,475
	<i>subtotal</i>			\$ 4,200,000	\$ 1,648,324	\$ 5,848,324	\$ 304,149	\$ 1,232,024	\$ 4,312,152
Non-Departmental									
30290200-579000	NON-ALLOCATED			\$ -	\$ 72,863	\$ 72,863	\$ -	\$ -	\$ 72,863
	<i>subtotal</i>			\$ -	\$ 72,863	\$ 72,863	\$ -	\$ -	\$ 72,863
	Total			\$ 4,200,000	\$ 1,721,187	\$ 5,921,187	\$ 304,149	\$ 1,232,024	\$ 4,385,015



CITY OF ALPHARETTA
 Financial Management Reports
 Capital Project Funds
 American Rescue Act Fund Detail (Fund 303; life-to-date for all projects)
 As of November 30, 2022

Account #	Project	Project Snapshot: FY2017 - FY2022		FY 2023					Available Budget
		Total Project Authorization	Prior Year Actuals	Original Appropriation	Transfers / Adjustments	Revised Budget	Collections / Expenditures	Encumbrances	
Revenue									
General Government									
30390200-331350	FEDERAL GRANT	-	2,445,511	\$ -	\$ -	\$ -	\$ -	\$ -	\$ -
30390200-395000	CARRYFORWARD FUND BALANCE			-	4,199,000	4,199,000	191,471		4,007,529
	Total			\$ -	\$ 4,199,000	\$ 4,199,000	\$ 191,471		\$ 4,007,529
Expenditures									
Public Works									
30341100-541410 C1219	MILLING & RESURFACING	1,176,000	1,175,955	\$ -	\$ 45	\$ 45	\$ 4	\$ -	\$ 41
30341100-541430 C1308	PIPE/STORM STRUCTURE REPLACEMENT	2,144,510	939,002	-	1,205,508	1,205,508	35,033	1,170,476	-
30341100-541420 C1801	SIDEWALK MAINTENANCE/REPAIR	1,324,001	269,139	-	1,054,862	1,054,862	195,443	85,226	774,193
	subtotal			\$ -	\$ 2,260,415	\$ 2,260,415	\$ 230,480	\$ 1,255,701	\$ 774,234
Recreation, Parks & Cultural Services									
30361150-541500 C1636	GREENWAY REPAIR/MAINTENANCE	2,000,000.00	61,415	\$ -	\$ 1,938,585	\$ 1,938,585	\$ 1,108	\$ 24,996	\$ 1,912,481
	subtotal			\$ -	\$ 1,938,585	\$ 1,938,585	\$ 1,108	\$ 24,996	\$ 1,912,481
	Total			\$ -	\$ 4,199,000	\$ 4,199,000	\$ 231,588	\$ 1,280,697	\$ 2,686,715



CITY OF ALPHARETTA
 Financial Management Reports
 Capital Project Funds

2016 Parks and Transportation Bond Fund Detail (Fund 317; life-to-date for all projects)
 As of November 30, 2022

Account #	Project	Project Snapshot: FY2017 - FY2022		FY 2023					Available Budget
		Total Project Authorization	Prior Year Actuals	Original Appropriation	Transfers / Adjustments	Revised Budget	Collections / Expenditures	Encumbrances	
Revenue									
Non-Departmental									
31790200-395000	CARRYFORWARD FUND BALANCE			\$ -	\$ 190,370	\$ 190,370	\$ -		\$ 190,370
31790200-389000	MISCELLANEOUS REVENUE			-	108,000	108,000	-		108,000
31790200-361000	INTEREST EARNINGS			-	-	-	15,336		(15,336)
	subtotal			\$ -	\$ 298,370	\$ 298,370	\$ 15,336		\$ 283,034
	Total			\$ -	\$ 298,370	\$ 298,370	\$ 15,336		\$ 283,034
Expenditures									
31741100-541410	C1410 RUCKER RD CORRIDOR	14,651,644	14,651,644	\$ -	\$ -	\$ -	\$ -	\$ -	\$ -
31741100-541410	C1631 MCGINNIS RD IGA (FORSYTH)	3,773,587	3,773,587	-	-	-	-	-	-
31741100-541410	C1702 KIMBALL BR RD IMPROVEMENTS	9,872,926	9,872,926	-	-	-	-	-	-
31741100-541420	C1712 ALPHALOOP	449,253	359,043	-	90,210	90,210	71,326	18,883	0
31741100-541420	C1715 BETHANY/MAYFIELD ROUNDABOUT	299,137	299,137	-	-	-	-	-	-
31741100-541420	C1826 SPRUELL CIRCLE SIDEWALK	308,628	308,128	-	500	500	-	-	500
31741100-541420	C1829 PROVIDENCE AREA SIDEWALKS	920,441	920,441	-	-	-	-	-	-
31741100-541420	C1925 MORRISON PARKWAY SIDEWALKS	921,718	921,718	-	-	-	-	-	-
31741100-541420	C2305 ALPHALOOP (OMP - NORTHWINDS)	150,749	-	-	150,749	150,749	150,749	-	-
31761150-541300	C1708 GREENWAY EXT TO FORSYTH	9,842,189	9,837,210	-	4,979	4,979	-	-	4,979
31761150-541300	C1709 EASTSIDE COMMUNITY CTR	2,553,436	2,519,186	-	34,250	34,250	-	34,250	-
31741100-579000	PW RESERVE	-	-	-	-	-	-	-	-
31761150-579000	PARKS RESERVE	17,682	-	-	17,682	17,682	-	-	17,682
	Total			\$ -	\$ 298,370	\$ 298,370	\$ 222,075	\$ 53,133	\$ 23,161



CITY OF ALPHARETTA
 Financial Management Reports
 Capital Project Funds
2022 Parks Bond Fund Detail (Fund 318; life-to-date for all projects)
 As of November 30, 2022

Account #	Project	Project Snapshot: FY2017 - FY2022		FY 2023					Available Budget
		Total Project Authorization	Prior Year Actuals	Original Appropriation	Transfers / Adjustments	Revised Budget	Collections / Expenditures	Encumbrances	
Revenue									
Non-Departmental									
31890200-361000	INTEREST EARNINGS			\$ -	\$ -	\$ -	\$ 307,686		\$ (307,686)
3180200-393310	BOND PROCEEDS			-	-	-	-		-
31890200-393400	BOND PREMIUM				28,908,660	28,908,660	-		28,908,660
31890200-395000	CARRYFORWARD FUND BALANCE			-	367,339	367,339	-		367,339
	subtotal			\$ -	\$ 29,275,999	\$ 29,275,999	\$ 307,686		\$ 28,968,313
	Total			\$ -	\$ 29,275,999	\$ 29,275,999	\$ 307,686		\$ 28,968,313
Expenditures									
31841100-541420	C1712 ALPHALOOP	7,500,000	-	\$ -	\$ 7,500,000	\$ 7,500,000	\$ -	\$ -	\$ 7,500,000
31861150-541500	C0922 SYNTHETIC TURF	1,000,000	23,990	-	976,010	976,010	-	-	976,010
31861150-541500	C1911 EQUESTRIAN CENTER (CITY)	5,000,000	11,664	-	4,988,336	4,988,336	68,193	3,170	4,916,973
31861150-541500	C2011 WILLS PARK MASTER PLAN IMP	5,671,367	125,098	-	5,546,269	5,546,269	23,022	6,270	5,516,977
31861150-541500	C2216 UNION HILL PARK	3,250,001	25,753	-	3,224,248	3,224,248	20,690	316,560	2,886,998
31861150-541500	C2217 MID-BROADWELL PARK	500,001	47,538	-	452,463	452,463	2,475	-	449,988
31861150-541500	C2218 OLD RUCKER PARK	3,000,000	20,170	-	2,979,830	2,979,830	10,715	347,185	2,621,930
31861150-541500	C2219 FARMHOUSE PARK	2,000,000	16,720	-	1,983,280	1,983,280	3,463	10,388	1,969,430
31861150-541500	C2220 WATERS ROAD PARK	1,250,001	15,127	-	1,234,874	1,234,874	1,861	779	1,232,234
31861150-541500	C2245 WILLS PARK MAINTENANCE FACIL	328,634	-	-	328,634	328,634	50,000	278,634	-
31890200-579000	PARKS RESERVE	62,055	-	-	62,055	62,055	-	-	62,055
31890200-584000	DEBT ISSUANCE COSTS	368,549	368,549	-	-	-	-	-	-
	Total			\$ -	\$ 29,275,999	\$ 29,275,999	\$ 180,418	\$ 962,985	\$ 28,132,595



CITY OF ALPHARETTA
 Financial Management Reports
 Capital Project Funds
TSPLOST I Fund Detail (Fund 335; life-to-date for all projects)
 As of November 30, 2022

Account #	Project	Project Snapshot: FY2017 - FY2022		FY 2023					Available Budget
		Total Project Authorization	Prior Year Actuals	Original Appropriation	Transfers / Adjustments	Revised Budget	Collections / Expenditures	Encumbrances	
Revenue									
Non-Departmental									
33590200-395000	CARRYFORWARD FUND BALANCE			\$ 4,300,000	\$ 37,289,778	\$ 41,589,778			\$ 41,589,778
33541100-361000	INTEREST EARNINGS			-	-	-	446,971		(446,971)
	Total			\$ 4,300,000	\$ 37,289,778	\$ 41,589,778	\$ 446,971		\$ 41,142,807
Expenditures									
33541100-541410	C1219 MILLING AND RESURFACING	2,000,000	-	\$ 2,000,000	\$ -	\$ 2,000,000	\$ 1,027,333	\$ 972,667	\$ -
33541100-541410	C1631 MCGINNIS RD IGA (FORSYTH)	5,026,414	140,756	-	4,885,658	4,885,658	52,000	-	4,833,658
33541100-541410	C1713 KIMBALL BR RD OP IMPROVEMENTS	1,359,742	1,119,002	-	240,740	240,740	-	233,749	6,991
33541100-541410	C1717 OLD MILTON PKWY CAPACITY IMP	5,579,474	1,924,663	-	3,654,811	3,654,811	30,331	1,624,479	2,000,001
33541100-541410	C1800 HAYNES BRIDGE RD IMP	187,598	187,598	-	-	-	-	10,228	(10,228)
33541100-541410	C1933 WEBB BRIDGE RD (DESIGN-PROJ. MGMT., ETC.)	876,389	860,986	-	15,403	15,403	5,545	9,857	1
33541100-541410	C1934 WINDWARD PKWY EAST IMPROVEMENTS	1,427,990	1,263,692	-	164,298	164,298	164,297	-	1
33541100-541410	C2054 GA 400 BRIDGES (WEBB; KIMBALL)	4,886,001	737,429	-	4,148,572	4,148,572	-	4,148,571	1
33541100-541410	C2104 WEBB BR RD PHASE 4 (NPP TO GREENWAY)	692,509	676,585	-	15,924	15,924	14,772	1,151	1
33541100-541410	C2113 ENCORE GREENWAY GATEWAY	2,573,000	230,000	2,300,000	43,000	2,343,000	-	43,000	2,300,000
33541100-541410	C2211 WEBB BRIDGE RD PHASE 1 (WESTWIND TO GREENWAY)	725,037	725,037	-	-	-	-	-	-
33541100-541410	C2229 WEBB BRIDGE RD PHASE 2 (ROUNDAABOUT-PARK)	6,000,000	54,157	-	5,945,843	5,945,843	176,397	61,539	5,707,907
33541100-541410	C2232 WEBB BRIDGE RD PHASE 3 (GREENWAY-ROUNDAABOUT)	17,000,000	33,550	-	16,966,450	16,966,450	438,830	-	16,527,620
3541100-541420	C2305 ALPHALOOP-(OMP - NORTHWINDS)	825,000	-	-	825,000	825,000	-	825,000	-
33590200-579000	CONTINGENCY			-	384,079	384,079	-	-	384,079
	Total			\$ 4,300,000	\$ 37,289,778	\$ 41,589,778	\$ 1,909,505	\$ 7,930,242	\$ 31,750,031



CITY OF ALPHARETTA
 Financial Management Reports
 Capital Project Funds
TSPLOST II Fund Detail (Fund 336; life-to-date for all projects)
 As of November 30, 2022

Account #	Project	Project Snapshot: FY2017 - FY2022		FY 2023					Available Budget
		Total Project Authorization	Prior Year Actuals	Original Appropriation	Transfers / Adjustments	Revised Budget	Collections / Expenditures	Encumbrances	
Revenue									
Non-Departmental									
33690200-313400	TSPLOST II			\$ -	\$ 48,335,327	\$ 48,335,327	\$ 4,799,276		\$ 43,536,051
33641100-361000	INTEREST EARNINGS			-	-	-	51,277		(51,277)
33690200-395000	CARRYFORWARD FUND BALANCE			-	3,648,408	3,648,408	-		3,648,408
	Total			\$ -	\$ 51,983,735	\$ 51,983,735	\$ 4,850,553		\$ 47,133,182
Expenditures									
33641100-541410	C2040 TRADEWINDS PARKWAY	6,500,000	2,400	\$ -	\$ 6,497,600	\$ 6,497,600	\$ 3,065	\$ -	\$ 6,494,535
33641100-541410	C2104 WEBB BRIDGE ROAD (NPP-GREENWAY)	13,000,000	13,873	-	12,986,127	12,986,127	104,008	23,450	12,858,669
33641100-541410	C2107 NORTH POINT PARKWAY IMP	10,000,000	-	-	10,000,000	10,000,000	-	738,300	9,261,700
33641100-541410	C2221 CROSSWALK (ALPHARETTA ELEM)	113,037	18,537	-	94,500	94,500	78,503	15,997	-
33641100-541410	C2222 CROSSWALK (MANNING OAKS ELEM)	74,263	18,537	-	55,726	55,726	-	-	55,726
33641100-541410	C2223 CROSSING (92 MILTON GARAGE)	212,300	-	-	212,300	212,300	-	212,300	-
33641100-541410	C2224 RAISED INTSECTION (MARIETTA ST)	350,001	1,525	-	348,476	348,476	-	154,675	193,801
33641100-541410	C2225 CROSSINGS (CITY CTR/CHURCHES)	750,000	1,161	-	748,839	748,839	-	117,539	631,300
33641100-541410	C2226 PEDESTRIAN BRIDGES (WW PKWY)	4,000,000	12,349	-	3,987,651	3,987,651	95,916	536,894	3,354,841
33641100-541410	C2227 CROSSWALK (COGBURN PARK)	149,401	-	-	149,401	149,401	121,520	27,881	0
33641100-541410	C2228 CROSWALK (CHARLOTTE DR)	146,000	-	-	146,000	146,000	109,161	36,839	-
33641100-541410	C2230 CUMMING ST CORRIDOR	4,757,526	-	-	4,757,526	4,757,526	-	-	4,757,526
33641100-541420	C2305 ALPHALOOP (OMP - NORTHWINDS)	12,000,000	411	-	11,999,589	11,999,589	39,540	11,565,839	394,210
	Total			\$ -	\$ 51,983,735	\$ 51,983,735	\$ 551,712	\$ 13,429,714	\$ 38,002,309



CITY OF ALPHARETTA
 Financial Management Reports
 Special Revenue Funds
Impact Fee Fund (Fund 270; life-to-date for active projects)
 As of November 30, 2022

Account #	Project	Project Snapshot: FY2013 - FY2022		FY 2023					Available Budget
		Total Project Authorization	Prior Year Actuals	Original Appropriation	Transfers / Adjustments	Revised Budget	Collections / Expenditures	Encumbrances	
Revenue									
27074110-341321	IMPACT FEES STREETS & HIGHWAYS			\$ -	\$ 200,000	\$ 200,000	\$ 80,870		\$ 119,130
27074110-341323	IMPACT FEES RECREATION & PARKS			350,000	34,089	384,089	144,058		240,031
27074110-341324	IMPACT FEES PUBLIC SAFETY			-	-	-	7,428		(7,428)
27074110-395000	CARRYFORWARD FUND BALANCE			1,668,690	3,234,586	4,903,276	-		4,903,276
27074110-363000	UNREALIZED GAIN/LOSS			-	-	-	(41,376)		41,376
27074110-361000	INTEREST EARNINGS			-	-	-	30,227		(30,227)
	Total			\$ 2,018,690	\$ 3,468,675	\$ 5,487,365	\$ 221,207		\$ 5,266,158
Expenditures									
Public Safety									
27031150-544200	C2206 RAPID RESCUE TRUCK	124,600	124,100	\$ -	\$ 500	\$ 500	\$ -	\$ -	\$ 500
27031150-542100	C2302 ALL TERRAIN VEHICLES	18,690	-	18,690	-	18,690	18,690	-	-
	subtotal			\$ 18,690	\$ 500	\$ 19,190	\$ 18,690	\$ -	\$ 500
Public Works									
27041100-541410	C1410 RUCKER RD CORRIDOR	1,002,553	857,003	\$ -	\$ 145,550	145,550	\$ 145,550	\$ -	\$ 0
27041100-541410	C1723 TEASLEY ST IMPROVEMENTS	56,925	38,125	-	18,800	18,800	-	-	18,800
27041100-541410	C2107 NORTH POINT PARKWAY IMPROVEMENTS	1,250,000	-	-	1,250,000	1,250,000	-	-	1,250,000
27041100-541420	C2305 ALPHALOOP (OMP - NORTHWINDS)	1,540,000	-	-	1,540,000	1,540,000	75,347	1,464,653	-
	subtotal			\$ -	\$ 2,954,350	\$ 2,954,350	\$ 75,347	\$ 1,610,203	\$ 1,268,800
Recreation, Parks & Cultural Services									
27061150-541500	C2011 WILLS PARK MASTER PLAN	328,634	-	\$ -	\$ 328,634	\$ 328,634	\$ 21,930	\$ -	\$ 306,704
27061150-541410	C2113 ENCORE GREENWAY GATEWAY	2,000,000	-	2,000,000	-	2,000,000	27,480	-	1,972,520
	subtotal			\$ 2,000,000	\$ 328,634	\$ 2,328,634	\$ 27,480	\$ 21,930	\$ 2,279,224



CITY OF ALPHARETTA
 Financial Management Reports
 Special Revenue Funds
Impact Fee Fund (Fund 270; life-to-date for active projects)
 As of November 30, 2022

Account #	Project	Project Snapshot: FY2013 - FY2022		FY 2023					Available Budget
		Total Project Authorization	Prior Year Actuals	Original Appropriation	Transfers / Adjustments	Revised Budget	Collections / Expenditures	Encumbrances	
Non-Departmental									
27074110-521200	PROFESSIONAL SERVICES			\$ -	\$ 66,720	\$ 66,720		\$ 66,720	\$ -
27074110-579001	NON-ALLOCATED STREETS & HIGHWAYS			-	1,016	1,016	-	-	1,016
27074110-579002	NON-ALLOCATED RECREATION & PARKS			-	-	-	-	-	-
27074110-579003	NON-ALLOCATED PUBLIC SAFETY			-	117,455	117,455	-	-	117,455
27041100-579011	MATCH (GRANTS UNDER REVIEW)			-	-	-	-	-	-
	subtotal			\$ -	\$ 185,191	\$ 185,191	\$ -	\$ 66,720	\$ 118,471
	Total			\$ 2,018,690	\$ 3,468,675	\$ 5,487,365	\$ 121,517	\$ 1,698,853	\$ 3,666,995




CITY OF ALPHARETTA
 Financial Management Reports
 Special Revenue Funds
Hotel/Motel Fund (Fund 275; life-to-date for active projects)
 As of November 30, 2022

Account #	Project	Project Snapshot: FY2013 - FY2022		FY 2023					Available Budget
		Total Project Authorization	Prior Year Actuals	Original Appropriation	Transfers / Adjustments	Revised Budget	Collections / Expenditures	Encumbrances	
Revenue									
27590150-314100	HOTEL/MOTEL TAXES			\$ 7,500,000	\$ -	\$ 7,500,000	\$ 3,308,703		\$ 4,191,297
27590150-363000	UNREALIZED GAIN/LOSS			-	-	-	(12,500)		12,500
27590150-361000	INTEREST EARNINGS			-	-	-	8,992		(8,992)
	subtotal			\$ 7,500,000	\$ -	\$ 7,500,000	\$ 3,305,195		\$ 4,194,805
Non-Departmental									
27590150-395000	CARRYFORWARD FUND BALANCE			\$ -	\$ 1,143,172	\$ 1,143,172	\$ -		\$ 1,143,172
	subtotal			\$ -	\$ 1,143,172	\$ 1,143,172	\$ -		\$ 1,143,172
	Total			\$ 7,500,000	\$ 1,143,172	\$ 8,643,172	\$ 3,305,195		\$ 5,337,977
Expenditures									
Alpharetta Convention & Visitors Bureau									
27590150-572002	ALPHA CONV & VISITORS BUREAU DISTRIBUTION	29,944,535	26,663,285	\$ 3,281,250	\$ -	\$ 3,281,250	\$ 1,447,558	\$ -	\$ 1,833,692
	subtotal			\$ 3,281,250	\$ -	\$ 3,281,250	\$ 1,447,558	\$ -	\$ 1,833,692
City/Other									
27590150-521200	PROFESSIONAL SERVICES	35,655	30,155	\$ 5,500	\$ -	\$ 5,500	\$ 2,915	\$ -	\$ 2,585
27590150-579006	DEBT SERVICE RESERVE	586,022	-	35,537	550,485	586,022	-	-	586,022
27590150-611100	CITY OF ALPHARETTA DISTRIBUTION	26,063,456	23,250,956	2,812,500	-	2,812,500	917,912	-	1,894,588
	subtotal			\$ 2,853,537	\$ 550,485	\$ 3,404,022	\$ 920,827	\$ -	\$ 2,483,195
Tourism Product Development									
27590150-541500	C1911 EQUESTRIAN CENTER	38,739	38,739	\$ -	\$ -	\$ -	\$ -	\$ -	\$ -
27590450-541500	C2011 WILLS PARK MASTER PLAN	751,891	468,574	-	283,317	283,317	204,357	71,691	7,270
27590150-541500	C2245 WILLS PRK MAINTENANCE FACILITY	309,370	-	-	309,370	309,370	205,000	104,369	1
27590151-581100	D1600 PRINCIPAL (2016 CONF CTR BOND)	2,185,000	1,535,000	650,000	-	650,000	-	-	650,000
27590151-582100	D1600 INTEREST PAYMENT (2016 CONF CTR BOND)	5,343,655	4,628,442	715,213	-	715,213	357,606	-	357,607
	subtotal			\$ 1,365,213	\$ 592,687	\$ 1,957,900	\$ 766,963	\$ 176,060	\$ 1,014,877
	Total			\$ 7,500,000	\$ 1,143,172	\$ 8,643,172	\$ 3,135,348	\$ 176,060	\$ 5,331,764




OTHER REPORTS




CITY OF ALPHARETTA
 Financial Management Reports
Listing of Payments \$5,000 and greater
 for the month ended November 30, 2022

Vendor	Description	Department	\$ Amount
A. B. GYMNASTICS LLC	INSTRUCTORS, CLASSES FOR THE PUBLIC	Rec., Parks & Cultural Services	\$ 12,855.01
ADRENALIN POWERSPORT	ALL TERRAIN VEHICLES	Public Safety	\$ 23,502.85
ALLAN VIGIL FORD	FLEET ADDITIONS, NEW TRUCK	Rec., Parks & Cultural Services	\$ 27,062.00
ALLIED PAVING	PAVING/RESURFACING, STREET (MAJOR AND RESIDENTIAL)	Public Works	\$ 1,550,510.00
ALLIED WASTE SERVICE	WASTE MANAGEMENT SERVICES	Finance	\$ 407,260.22
ALPHARETTA	SEPTEMBER FY23 OCCUPANCY TAX	General Government	\$ 327,061.34
ALPHARETTA	HOTEL/MOTEL OCCUPANCY TAX ALLOCATION FOR NOV 2022	General Government	\$ 378,993.39
AMERICAN FACILITY	JANITORIAL/CUSTODIAL SERVICES	Various Departments	\$ 33,562.50
ANIMAL CONTROL	ANIMAL TRAPPING SERVICES	Public Works	\$ 21,053.01
APPLIED RESEARCH ASSOCIATES, INC.	MILLING AND RESURFACING	Public Works	\$ 47,431.50
AT&T/BELLSOUTH @ 85	TELEPHONE SERVICES, LONG DISTANCE AND LOCAL (E911)	Public Safety	\$ 10,105.21
AT&T/BELLSOUTH @ 85	TELEPHONE SERVICES, LONG DISTANCE AND LOCAL (E911)	Public Safety	\$ 19,032.90
ATKINS NORTH AMERICA	PROJECT MANAGEMENT SERVICES	Public Works	\$ 17,270.24
AXON ENTERPRISES	WEAPON MAINTENANCE AND REPAIR	Public Safety	\$ 100,800.00
BUTCH THOMPSON	CONSTRUCTION, SEWER AND STORM DRAIN	Public Works	\$ 26,207.41
CAPITAL CITY ELECTRICAL SERVICES, LLC	STREETLIGHT MAINTENANCE	Public Works	\$ 7,221.00
CARL BLACK BUICK GMC	VEHICLE REPAIR & MAINTENANCE	Various Departments	\$ 6,216.21
CDW GOVERNMENT LLC	SOFTWARE MAINTENANCE/SUPPORT	Various Departments	\$ 30,600.01
CDW GOVERNMENT LLC	SOFTWARE MAINTENANCE/SUPPORT	Various Departments	\$ 19,294.10
CDW GOVERNMENT LLC	SOFTWARE MAINTENANCE/SUPPORT	Various Departments	\$ 11,000.00
CITY OF MILTON	LEASE-COURTROOM IGA-NOVEMBER 2022	Municipal Court	\$ 6,775.00
COLUMBIA ENGINEERING	NORTH POINT PKWY IMPROVEMENTS	Community Development	\$ 8,598.66
CORPORATE HEALTH	HEALTH CARE SERVICES (NOT OTHERWISE CLASSIFIED)	Finance	\$ 55,464.10
CRABAPPLE TURF	ROADSIDE, GROUNDS, RECREATIONAL AND PARK AREA SERVICES	Rec., Parks & Cultural Services	\$ 17,470.58
CRABAPPLE TURF	GROUNDS REPAIR & MAINTENANCE	Rec., Parks & Cultural Services	\$ 11,522.49
DELL MARKETING LP	SOFTWARE MAINTENANCE/SUPPORT	Various Departments	\$ 10,503.53
DIX.HITE + PARTNERS	DESIGNING SERVICES UNION HILL PARK	Rec., Parks & Cultural Services	\$ 19,940.00
ESIS INC	CLAIMS (WORKERS COMP)	Risk Management	\$ 9,751.42
EXCELLERE CONSTRUCTION	CONSTRUCTION, STREET (MAJOR AND RESIDENTIAL)	Public Works	\$ 123,132.42
FORD OF DALTON	VEHICLES, INCLUDING AUTOMOBILES, TRUCKS, TRAILERS	Community Development	\$ 26,965.00
FULTON COUNTY BOARD OF COMMISSIONERS	MONTHLY REPORTS LVAP	Public Safety	\$ 6,325.77



CITY OF ALPHARETTA
 Financial Management Reports
Listing of Payments \$5,000 and greater
 for the month ended November 30, 2022

Vendor	Description	Department	\$ Amount
FULTON COUNTY BOARD OF EDUCATION	OCTOBER FUEL INVOICE	General Government	\$ 46,030.56
FULTON COUNTY-DEPT OF FINANCE	WATER AND SEWER UTILITIES	Various Departments	\$ 7,643.41
GALLS INC	EMPLOYEE UNIFORMS	Public Safety	\$ 17,871.76
GARLAND DBS INC	REC & PARK BLDG RE-ROOF	Rec., Parks & Cultural Services	\$ 303,291.46
GEORGIA DEPARTMENT OF REVENUE	UNCLAIMED PROPERTY 2022	General Government	\$ 15,282.67
GEORGIA GREEN GROUNDS CARE LLC	GROUNDS MAINTENANCE: MOWING, EDGING, PLANTING	Public Works	\$ 15,065.83
GEORGIA POWER CO	ELECTRICITY UTILITIES	Various Departments	\$ 168,542.52
GEORGIA SUPERIOR COURT	MONTHLY REPORTS	Public Safety	\$ 25,316.12
GESSNER	INSTRUCTORS, CLASSES FOR THE PUBLIC	Rec., Parks & Cultural Services	\$ 9,615.85
GONZALES, JUAN	SOLID WASTE COLLECTION FEES	Finance	\$ 6,831.26
GREENTREE SHAVINGS	BEDDING (ALL TYPES)	Rec., Parks & Cultural Services	\$ 5,430.60
GREENTREE SHAVINGS	BEDDING (ALL TYPES)	Rec., Parks & Cultural Services	\$ 5,430.60
GRS RETIREMENT	ACTUARIAL SERVICES AND RETIREMENT PLANNING	General Government	\$ 22,500.00
GULF STATES	AMMUNITION	Public Safety	\$ 35,987.90
HIGHWAY MARKINGS LLC	STRIPING STREETS, PARKING FACILITIES, LANE DIVISION	Public Works	\$ 19,715.00
JARRARD & DAVIS	OCTOBER 2022 SERVICES	Legal Services	\$ 123,063.55
JASON ZULAUF	PROPERTY ACQUISITION	Public Works	\$ 41,100.00
KIMLEY-HORN & ASSOCIATES	TRAFFIC COUNTING SERVICES	Public Works	\$ 14,800.00
LD GYMNASTICS INC	INSTRUCTORS, CLASSES FOR THE PUBLIC	Rec., Parks & Cultural Services	\$ 28,149.75
MARR TRAFFIC INC	TRAFFIC COUNTING SERVICES	Public Works	\$ 8,030.00
METRO TRAFIX LLC	TRAFFIC SIGNAL MAINTENANCE AND REPAIR	Public Works	\$ 7,276.68
MOFFATT & NICHOL	PEDESTRIAN BRIDGES (WW PKWY)	Public Works	\$ 45,367.86
NATIONAL OFFICE FURNITURE	FURNITURE, OFFICE	Human Resources	\$ 5,158.01
PEACE OFFICER'S ANNUITY & BENEFIT FUND	MONTHLY REPORTS	Public Safety	\$ 12,878.43
POND & COMPANY	WBR (DESIGN-PROJ MGMT)	Public Works	\$ 5,545.00
PRIME CONTRACTORS	WILLS PARK MAINT FACILITY	Various Departments	\$ 213,000.00
PSC HOLDINGS-ALPHARETTA LLC	REFUND OF LANDSCAPE MAINT BOND	General Government	\$ 45,000.00
RHYTHM N SHOES LLC	INSTRUCTORS, CLASSES FOR THE PUBLIC	Rec., Parks & Cultural Services	\$ 6,162.00
RKG ASSOCIATES, INC	ECONOMIC DEVELOPMENT PLAN	Community Development	\$ 10,000.00
ROB LORENSEN SCULPTURES	ARTS SERVICES (CULTURAL, DESIGN, VISUAL, ETC.)	Rec., Parks & Cultural Services	\$ 5,000.00
RUPPERT LANDSCAPE	LANDSCAPING	Public Works	\$ 7,081.08



CITY OF ALPHARETTA
 Financial Management Reports
Listing of Payments \$5,000 and greater
 for the month ended November 30, 2022

Vendor	Description	Department	\$ Amount
RUSSELL LANDSCAPE	TREE PLANTING & LANDSCPNG IMP	Public Works	\$ 74,263.66
SAVATREE LLC	TREE AND SHRUB REMOVAL SERVICES	Rec., Parks & Cultural Services	\$ 6,045.00
SAVATREE LLC	TREE AND SHRUB REMOVAL SERVICES	Rec., Parks & Cultural Services	\$ 12,400.00
SAWNEE ELECTRIC MEMB	ELECTRICITY UTILITIES	Various Departments	\$ 33,352.82
SHI INTERNATIONAL CO	MICROSOFT AZURE CLOUD SERVICES	Various Departments	\$ 44,625.96
SIGNARAMA	SIGNS, WOOD (INCLUDING BLANKS)	Rec., Parks & Cultural Services	\$ 7,733.02
SMITH WELCH WEBB & WHITE, LLC	2022 LOST NEGOTIATIONS	Legal Services	\$ 10,952.05
SOCCER SHOTS NORTH	INSTRUCTORS, CLASSES FOR THE PUBLIC	Rec., Parks & Cultural Services	\$ 6,558.75
SOL CONSTRUCTION LLC	Contract Withholding: 20-016; Retainage payable	General Government	\$ 53,964.21
SOUTHERN COMPUTER WAREHOUSE	MICROCOMPUTERS, HANDHELD, LAPTOP, AND NOTEBOOK	Information Technology	\$ 10,791.62
SOUTHERN HYDRO VAC	PIPELINE EQUIPMENT MAINTENANCE	Public Works	\$ 7,860.00
SOUTHERN HYDRO VAC	PIPELINE EQUIPMENT MAINTENANCE	Various Departments	\$ 21,327.50
SUSTAINABLE WATER PLANNING	STORMWATER STUDIES	Public Works	\$ 22,090.00
SUSTAINABLE WATER PLANNING	WATER AND SEWER UTILITIES	Various Departments	\$ 11,982.78
SUSTAINABLE WATER PLANNING	STORMWATER INSPECTIONS	Public Works	\$ 6,113.00
TARGETSOLUTIONS LEARNING LLC	SOFTWARE MAINTENANCE/SUPPORT	Public Safety	\$ 7,894.60
TECH ALPHARETTA	ATC OPERATIONAL FUNDS	Development Authority	\$ 7,916.67
TEMPLE INC	TRAFFIC CONSULTING	Public Works	\$ 5,418.33
TERRAMARK LAND	PEDESTRIAN BRIDGES (WW PKWY)	Public Works	\$ 12,160.00
TIOMAN CONSTRUCTION	STRIPING & SIGNAGE	Public Works	\$ 8,130.00
TRI SCAPES INC	ROADSIDE, GROUNDS, RECREATIONAL AND PARK AREA SERVICES	Rec., Parks & Cultural Services	\$ 46,887.73
TRI SCAPES INC	MAINTENANCE CONTRACTS	Rec., Parks & Cultural Services	\$ 77,178.50
TRUIST BANK	PCARD LIABILITY	General Government	\$ 168,814.74
UTILITY ASSOCIATES	VIDEO CAMERA RECORDERS, DIGITAL TYPE	Public Safety	\$ 109,900.00
VERISTOR SYSTEMS INC	APP/DESKTOP VIRTUALIZATION	Information Technology	\$ 12,500.00
VERIZON WIRELESS	TELEPHONE SERVICES, CELLULAR	Various Departments	\$ 15,405.77
VERIZON WIRELESS	IPHONES AND IPADS	Various Departments	\$ 9,079.50
WINDWARD COMMUNITY SERVICES ASSN INC	DAM AND LEVEE CONSTRUCTION, MAINTENANCE, MANAGEMENT	Public Works	\$ 36,375.00



CITY OF ALPHARETTA
 Financial Management Reports
Listing of PO's between \$5,000.01 and \$50,000.00
 for the month ended November 30, 2022

Purchase Order #	Vendor	Department	Purchase Order Amt.	Description
23000409	WISS JANNEY ELSTNER ASSOC., INC.	PUBLIC WORKS	\$ 27,500.00	CITY CTR PARKING GARAGE FIELD ASSESSMENT
23000410	CENTER FOR INTERNET SECURITY, INC.	INFORMATION TECHNOLOGY	\$ 34,200.00	CIS ALBERT MD APPLIANCE PRIMARY SENSOR INITIALIZATION
23000412	TD AUTOMOTIVE GROUP LLC	COMMUNITY DEVELOPMENT	\$ 26,965.00	2022 FORD ESCAPE AWD
23000413	SAVATREE LLC	REC., PARKS & CULTURAL SVCS	\$ 5,425.00	TREE REMOVAL SERVICES AT WINDWARD COMMUNITY PARK
23000416	SAMUEL PAUL TRAGER	HUMAN RESOURCES	\$ 8,800.00	COMPENSATION SURVEY
23000426	PREFERRED MULCH LLC	REC., PARKS & CULTURAL SVCS	\$ 12,920.00	PLAYGROUND MULCH FOR (3) PLAYGROUNDS
23000430	WINDWARD COMMUNITY SVCS ASSOCIATION	PUBLIC WORKS	\$ 36,375.00	RE-LINING OF SPILLWAY FOR WINDWARD DAM
23000438	CAPITAL CITY ELECTRICAL SERVICES, LLC	PUBLIC WORKS	\$ 10,940.00	REPLACEMENT (2) STREELIGHT POLES/FIXTURES @ CITY CTR
23000440	BUTCH THOMPSON ENTERPRISES, INC.	PUBLIC WORKS	\$ 43,629.50	SEWER/STORM DRAIN CONSTRUCTION AT 303 HOOK STREET
23000441	BUTCH THOMPSON ENTERPRISES, INC.	PUBLIC WORKS	\$ 33,339.00	SEWER/STORM DRAIN CONSTRUCTION-MYERS & WENDY HILL
23000442	GULF STATES DISTRIBUTORS INC	PUBLIC SAFETY	\$ 35,987.90	AMMUNITION FOR DUTY AND TRAINING
23000446	MEER ELECTRICAL CONTRACTORS INC	REC., PARKS & CULTURAL SVCS	\$ 5,760.00	ELECTRICAL SERVICES FOR SEASON OF CELEBRATION
23000447	STRACK, INC.	PUBLIC SAFETY	\$ 12,539.30	(10) 3M PELTOR PTT RADIOS AND (10) 3M PELTOR HEADSETS
23000448	DATAWORKS PLUS LLC	PUBLIC SAFETY	\$ 12,736.00	(4) MOBILE FINGERPRINT SCANNERS AND VERIZON SERVICE
23000449	ICON VENUE GROUP, LLC	COMMUNITY DEVELOPMENT	\$ 50,000.00	CONSULTING SERVICES
23000451	FLOCK GROUP INC	PUBLIC SAFETY	\$ 20,000.00	ANNUAL MAINTENANCE ON (10) ORIGINAL FLOCK CAMERAS
23000457	SLAM MECHANICAL LLC	REC., PARKS & CULTURAL SVCS	\$ 16,420.12	EMERGENCY WATER LINE REPAIR AT WEBB BRIDGE PARK

City of Alpharetta
Balance Sheet
Governmental Funds
November 30, 2022

	Major Governmental Funds							Non-Major	Total
	General Fund	Capital Project Fund	Capital Grant Fund	2016 Bond Fund	2022 Bond Fund	T-SPLOST Capital Fund	T-SPLOST II Capital Fund	Governmental Funds	Governmental Funds
ASSETS									
Cash / Cash Equivalents / Investments	\$ 51,546,818	\$ 11,390,801	\$ 257,116	\$ 47,841	\$ 29,431,668	\$ 40,229,461	\$ 7,980,008	\$ 20,868,145	\$ 161,751,858
Receivables (net of allowance for uncollectibles)									
Taxes Receivable									
Property Taxes	5,681,052	-	-	-	-	-	-	-	5,681,052
Other Taxes	54,866	-	-	-	-	-	-	-	54,866
Interest	-	-	-	-	-	-	-	-	-
Accounts	-	-	-	-	-	-	-	1,238,054	1,238,054
Due from Other Funds	34,968	-	-	-	-	-	-	21,161	56,129
Intergovernmental Receivable	15,143	29,874	-	-	-	-	-	-	45,017
Cash - Restricted	95,135	300,504	-	-	-	-	-	-	395,640
Total Assets	57,427,984	11,721,179	257,116	47,841	29,431,668	40,229,461	7,980,008	22,127,361	169,222,617
LIABILITIES AND FUND BALANCES									
Liabilities									
Current									
Accounts Payable	605,628	342,290	-	6,126	23,403	48,527	1,841	412,339	1,440,152
Retainage Payable	-	183,013	32,256	58,084	5,000	53,691	30,918	73,456	436,418
Intergovernmental Payable	-	-	-	-	-	-	-	-	-
Accounts payable/AR Suspense acct	-	-	-	-	-	-	-	-	-
Claims Payable	-	-	-	-	-	-	-	-	-
Payroll Payable	92,425	-	-	-	-	-	-	-	92,425
Due to Other Funds	-	-	-	-	-	-	-	3,429	3,429
Deferred Revenue	5,773,617	29,874	-	-	-	-	-	5,226,628	11,030,119
Unearned Revenue	626,183	-	-	-	-	-	-	14,667	640,851
Non-Current									
Unclaimed Property	107,393	-	-	-	-	-	-	-	107,393
Claims Payable	41,671	-	-	-	-	-	-	-	41,671
Total Liabilities	7,246,917	555,177	32,256	64,210	28,403	102,217	32,759	5,730,519	13,792,457
Fund Balances:									
Restricted for:									
Capital Projects	-	2,588,346	(1,510,221)	(87,184)	28,378,225	31,812,924	(5,419,981)	3,817,452	59,579,560
Law Enforcement	-	-	-	-	-	-	-	84,911	84,911
Emergency Telephone Activities	-	-	-	-	-	-	-	117,068	117,068
Grant Projects	-	-	-	-	-	-	-	-	-
Debt Service	-	-	-	-	-	-	-	4,087,717	4,087,717
Promotion of Tourism	-	-	-	-	-	-	-	352,150	352,150
Assigned for:									
Grant Projects	-	-	-	-	-	-	-	84,103	84,103
Capital Projects	-	-	-	-	-	-	-	-	-
Emergency Reserve	19,700,000	-	-	-	-	-	-	-	19,700,000
2024 Fiscal Year Capital	10,547,818	-	-	-	-	-	-	-	10,547,818
Encumbrances	3,717,748	6,348,534	1,744,260	53,133	962,985	7,930,242	13,367,230	5,386,340	39,510,472
Remaining 2023 Net Spend	8,079,816	-	-	-	-	-	-	-	8,079,816
Projected Net Surplus/2025 Capital	8,135,685	-	-	-	-	-	-	-	8,135,685
Unallocated	-	2,229,122	(9,179)	17,682	62,055	384,079	-	2,467,103	5,150,862
Total Fund Balances	50,181,067	11,166,002	224,860	(16,369)	29,403,266	40,127,244	7,947,249	16,396,842	155,430,160
Total Liabilities and Fund Balances	\$ 57,427,984	\$ 11,721,179	\$ 257,116	\$ 47,841	\$ 29,431,668	\$ 40,229,461	\$ 7,980,008	\$ 22,127,361	\$ 169,222,617

City of Alpharetta
Statement of Revenues, Expenditures, and Changes in Fund Balances
Governmental Funds
For the Period Ended November 30, 2022

	Major Governmental Funds							Non-Major Governmental Funds	Total Governmental Funds
	General Fund	Capital Project Fund	Capital Grant Fund	S2016 Const Bond Fund	S2022 Const Bond Fund	T-SPLOST Capital Fund	T-SPLOST II Capital Fund		
REVENUES									
Taxes:									
Property Tax	\$ 23,649,047	\$ -	\$ -	\$ -	\$ -	\$ -	\$ -	\$ 5,641,645	\$ 29,290,692
Local Option Sales Tax	7,174,312	-	-	-	-	-	-	-	7,174,312
Transportation SPLOST	-	-	-	-	-	-	4,799,276	-	4,799,276
Other Taxes	7,256,865	-	-	-	-	-	-	3,308,703	10,565,569
Licenses and permits	2,291,160	-	-	-	-	-	-	-	2,291,160
Intergovernmental	50,125	-	829,724	-	-	-	-	231,588	1,111,437
Charges for services	1,819,934	-	-	-	-	-	-	1,314,962	3,134,896
Impact Fees	-	-	-	-	-	-	-	232,356	232,356
Fines/Forfeitures	1,138,093	-	-	-	-	-	-	47,415	1,185,508
Investment earnings (Loss)	101,638	28,517	139	15,336	307,686	446,971	51,277	32,140	983,703
Contributions and Donations	22,799	127,432	-	-	-	-	-	-	150,231
Misc Revenue	41,146	9,077	-	-	-	-	-	-	50,223
Other	-	-	-	-	-	-	-	4,496	4,496
Total revenues	43,545,119	165,026	829,863	15,336	307,686	446,971	4,850,553	10,813,305	60,973,859
EXPENDITURES									
Current:									
Unallocated	-	-	-	-	-	-	-	-	-
General government	5,080,558	55,296	-	-	-	-	-	1,450,473	6,586,327
Public safety	15,087,815	203,712	47,394	-	-	-	-	2,433,675	17,772,595
Public works	3,698,128	1,100,807	645,119	222,075	-	1,909,505	551,712	615,834	8,743,180
Economic and community development	1,887,639	122,731	60,932	-	-	-	-	-	2,071,302
Alpharetta Business Community	-	-	-	-	-	-	-	-	-
Culture and recreation	4,876,478	884,413	-	-	180,419	-	-	449,147	6,390,457
Contingency	2,108	-	-	-	-	-	-	-	2,108
Professional Services	-	-	-	-	-	-	-	-	-
Debt service:	-	-	-	-	-	-	-	-	-
Principal	-	-	-	-	-	-	-	-	-
Interest	41,820	-	-	-	-	-	-	2,233,146	2,274,966
Other Costs	-	-	-	-	-	-	-	-	-
Bond issuance costs	-	-	-	-	-	-	-	-	-
Capital outlay	-	-	-	-	-	-	-	-	-
Total expenditures	30,674,546	2,366,959	753,445	222,075	180,419	1,909,505	551,712	7,182,274	43,840,935
Excess (deficiency) of revenues over (under) expenditures	12,870,573	(2,201,932)	76,418	(206,739)	127,266	(1,462,534)	4,298,841	3,631,030	17,132,923
OTHER FINANCING SOURCES (USES)									
Transfers in	917,912	4,766,583	-	-	-	-	-	1,750,000	7,434,496
Transfers out	(6,516,583)	-	-	-	-	-	-	(917,912)	(7,434,496)
Loan Proceeds	-	-	-	-	-	-	-	-	-
Capital Leases	-	-	-	-	-	-	-	-	-
Sale of capital assets	21,045	-	-	-	-	-	-	-	21,045
Sale of non-capital assets	500	-	-	-	-	-	-	-	500
Land Sale	-	-	-	-	-	-	-	-	-
Insurance Proceeds	-	-	-	-	-	-	-	-	-
Bond Proceeds	-	-	-	-	-	-	-	-	-
Total other financing sources and (uses)	(5,577,126)	4,766,583	-	-	-	-	-	832,088	21,545
Net change in fund balances	7,293,447	2,564,651	76,418	(206,739)	127,266	(1,462,534)	4,298,841	4,463,118	17,154,468
Fund balances - beginning	42,887,620	8,601,351	148,441	190,370	29,275,999	41,589,779	3,648,408	11,933,724	138,275,692
Fund balances - ending	\$ 50,181,067	\$ 11,166,002	\$ 224,860	\$ (16,369)	\$ 29,403,266	\$ 40,127,244	\$ 7,947,249	\$ 16,396,842	\$ 155,430,160

**City of Alpharetta
Combining Balance Sheet
Non-Major Governmental Funds
November 30, 2022**

	Special Revenue									Total Non-major
	Hotel Motel	Impact Fee	Federal Confiscated Assets	State Confiscated Assets	Grant Operating	E911	American Rescue ACT	Debt Service Fund	Stormwater Capital Fund	Governmental Funds
ASSETS										
Cash / Cash Equivalents / Investments	\$ 1,718,725	\$ 5,053,426	\$ 315,158	\$ 28,491	\$ 155,678	\$ 1,541,177	\$ 3,992,866	\$ 4,880,781	\$ 3,181,843	\$ 20,868,145
Taxes Receivable	-	-	-	-	-	-	-	-	-	-
Pre-Paid Expenditures	-	-	-	-	-	-	-	-	-	-
Accounts Receivable	-	-	-	-	-	-	-	-	-	-
Property Taxes	-	-	-	-	-	-	-	1,238,054	-	1,238,054
Intergovernmental Receivable	-	-	-	-	21,161	-	-	-	-	21,161
Due From Other Funds										
Restricted	-	-	-	-	-	-	-	-	-	-
Total Assets	1,718,725	5,053,426	315,158	28,491	176,839	1,541,177	3,992,866	6,118,835	3,181,843	22,127,361
LIABILITIES										
Accounts Payable	378,993	-	-	-	-	25,445	554	-	7,346	412,339
Retainage Payable	20,500	28,056	-	-	-	-	24,900	-	-	73,456
Intergovernmental Payable	-	-	-	-	-	-	-	-	-	-
Arbitrage Payable	-	-	-	-	-	-	-	-	-	-
Accounts payable/AR Suspense acct	-	-	-	-	-	-	-	-	-	-
Compensated Absences	-	-	-	-	-	-	-	-	-	-
Payroll Liabilities	-	-	-	-	-	3,429	-	-	-	3,429
Due to Other Fund	-	-	-	-	-	-	-	-	-	-
Deferred Revenue	-	-	-	-	21,161	-	3,967,413	1,238,054	-	5,226,628
Unearned Revenue	-	-	-	-	-	-	-	14,667	-	14,667
Total Liabilities	399,493	28,056	-	-	21,161	28,874	3,992,866	1,252,721	7,346	5,730,519
FUND BALANCES										
Restricted:										
Capital Projects	-	3,208,047	-	-	-	-	(1,280,697)	-	1,890,102	3,817,452
Law Enforcement	-	-	56,420	28,491	-	-	-	-	-	84,911
Promotion of Tourism	352,150	-	-	-	-	-	-	-	-	352,150
Emergency Telephone Activities	-	-	-	-	-	117,068	-	-	-	117,068
Debt Service	-	-	-	-	-	-	-	4,087,717	-	4,087,717
Assigned for: Grant Projects	-	-	-	-	-	-	-	-	-	-
Grant Projects	-	-	-	-	84,103	-	-	-	-	84,103
Encumbrances	381,060	1,698,853	24,484	-	50,900	738,814	1,280,697	-	1,211,532	5,386,340
Unallocated	586,022	118,471	234,254	-	20,675	656,421	-	778,397	72,863	2,467,103
Total Fund Balances	1,319,231	5,025,370	315,158	28,491	155,678	1,512,303	-	4,866,114	3,174,497	16,396,842
Total Liabilities and Fund Balances	\$ 1,718,725	\$ 5,053,426	\$ 315,158	\$ 28,491	\$ 176,839	\$ 1,541,177	\$ 3,992,866	\$ 6,118,835	\$ 3,181,843	\$ 22,127,361

City of Alpharetta
Combining Statement of Revenues, Expenditures, and Changes in Fund Balances
Non-major Governmental Funds
For the Period Ended November 30, 2022

	Special Revenue								Total Non-major	
	Hotel Motel	Impact Fee	Confiscated Assets	State Confiscated Assets	Grant Operating	E911 Fund	American Rescue Act	Debt Service Fund	Stormwater Service Fund	Governmental Funds
REVENUES:										
Hotel Motel Tax	\$ 3,308,703	\$ -	\$ -	\$ -	\$ -		\$ -	\$ -	\$ -	\$ 3,308,703
Property tax	-	-	-	-	-	-	-	5,641,645	-	5,641,645
Charges for Service	-	-	-	-	59,523	1,255,439	-	-	-	1,314,962
Impact Fees	-	232,356	-	-	-	-	-	-	-	232,356
Forfeiture Income	-	-	44,583	2,832	-	-	-	-	-	47,415
Intergovernmental	-	-	-	-	-	-	231,588	-	-	231,588
Contributions & Donations	-	-	-	-	-	-	-	-	-	-
Investment Earnings (Loss)	2,704	11,255	-	-	257	1,564	-	8,902	7,458	32,140
Other	-	-	-	-	-	-	-	-	4,496	4,496
Total revenues	3,311,407	243,611	44,583	2,832	59,780	1,257,003	231,588	5,650,547	11,954	10,813,305
EXPENDITURES:										
Tourism	1,447,558	-	-	-	-	-	-	-	-	1,447,558
Community Development	-	-	-	-	-	-	-	-	-	-
Culture/Recreation	409,357	27,480	-	-	12,310	-	-	-	-	449,147
Public Safety	-	18,690	32,335	12,408	8,806	2,361,436	-	-	-	2,433,675
Public Works	-	75,347	-	-	-	-	231,588	4,750	304,149	615,834
General Government	2,915	-	-	-	-	-	-	-	-	2,915
Debt Service:	-	-	-	-	-	-	-	-	-	-
Principal	-	-	-	-	-	-	-	-	-	-
Interest	357,606	-	-	-	-	-	-	1,875,540	-	2,233,146
Bond Issuance Costs	-	-	-	-	-	-	-	-	-	-
Total expenditures	2,217,436	121,517	32,335	12,408	21,116	2,361,436	231,588	1,880,290	304,149	7,182,274
Excess (deficiency) of revenues over expenditures	1,093,971	122,094	12,248	(9,576)	38,664	(1,104,434)	-	3,770,258	(292,195)	3,631,030
OTHER FINANCING SOURCES (USES):										
Transfers in / out:										
General fund	(917,912)	-	-	-	-	-	-	-	1,750,000	832,088
Budgeted Fund Balance:	-	-	-	-	-	-	-	-	-	-
Capital Leases	-	-	-	-	-	-	-	-	-	-
Total other financing sources	(917,912)	-	-	-	-	-	-	-	1,750,000	832,088
Net change in fund balances	176,059	122,094	12,248	(9,576)	38,664	(1,104,434)	-	3,770,258	1,457,805	4,463,118
Fund balances - beginning	1,143,173	4,903,276	302,910	38,067	117,014	2,616,737	-	1,095,856	1,716,692	11,933,724
Fund balances - ending	\$ 1,319,231	\$ 5,025,370	\$ 315,158	\$ 28,491	\$ 155,678	\$ 1,512,303	\$ -	\$ 4,866,114	\$ 3,174,497	\$ 16,396,842

City of Alpharetta
Enterprise Fund -Solid Waste
Statement of Net Position
November 30, 2022

	Solid Waste
ASSETS	
Current Assets:	
Cash and Cash Equivalents & Investments	\$ 1,071,449
Inventories, at cost	-
Accounts Receivables (net of allowance for uncollectibles)	1,152,214
Prepaid Insurance Expenses	-
Total Current Assets	2,223,663
Noncurrent Assets:	
Restricted Cash, Cash Equivalents, and Investments	-
Total Restricted Assets	-
Other	-
Capital Assets	
Buildings and System	-
Machinery and Equipment	-
Less Accumulated Depreciation	-
Total Capital Assets (net of accumulated depreciation)	-
Total Noncurrent Assets	-
Total Assets	2,223,663
LIABILITIES	
Current Liabilities:	
Accounts Payable	8,263
Accounts Payable/ Customer Credit Balances	34,320
Accounts Payable/ Customer Pre-Paid Service	-
Accounts Payable/ A/R Module Suspense Acct	5,351
Payroll Liabilities	-
Accrued Salaries	-
Accrued Interest Payable	-
Compensated Absences Payable	-
Notes Payable - Revenue Bonds	-
Due to Other Funds	-
Total Current Liabilities	47,934
Current Liabilities Payable from Restricted Assets:	
Revenue Bonds Payable	-
Total Current Liabilities Payable from Restricted Assets	-
Noncurrent Liabilities:	
Customer Deposits	-
Compensated Absences less Current Portion	-
Revenue Bonds Payable	-
Total Noncurrent Liabilities	-
Total Liabilities	47,934
NET ASSETS	
Invested in Capital Assets, net of related debt	-
Reserved for Debt Service	-
Reserved for Encumbrances	-
Unreserved	2,175,730
Total Net Assets	2,175,730
Total Liabilities & Net Assets	\$ 2,223,663

City of Alpharetta
Enterprise Fund - Solid Waste
Statement of Revenues, Expenses, and Changes in Net Position
For the Period Ended November 30, 2022

Operating revenues:	
Charges for sales and services:	
Refuse Collection charges	\$ 3,874,043
Misc Revenue	1,279
Total operating revenues	3,875,322
Operating expenses:	
Administration	5,916,279
Non-departmental	-
Total operating expenses	5,916,279
Operating Gain (loss)	(2,040,957)
Non-operating revenues (expenses):	
Investment earnings (Loss)	(5,882)
Total non-operating revenue (expenses)	(5,882)
Income (loss) before transfers	(2,046,839)
Transfers In	-
Transfers Out	-
Change In Net Assets	(2,046,839)
Total net assets-beginning	115,976
Total net assets-ending (net of encumbrances)	(1,930,863)
Adjustments to GAAP basis:	
Encumbrances	4,106,593
Misc adj-Encumbrances Resv/Prior Year	-
Total net assets-ending	\$ 2,175,730

DEVELOPMENT AUTHORITY



Revenue & Expenditure Report GAAP Financial Statements



ALPHARETTA DEVELOPMENT AUTHORITY

Financial Management Report - As of November 30, 2022 (unaudited)

Account #	Project	Total Budget	Actuals (Collections/ Expenditures)	Encumbrances	Remaining
Revenues					
99575100-346900	Bond Application Fee	\$ 119,750	\$ 119,750		\$ -
99575100-371000-C1532	ATC Operational Funding (COA)	95,000	95,000		-
(2) 99575100-381000-C1535	Innovation Center Operations (ATC)	23,700	4,652		19,048
	subtotal	\$ 238,450	\$ 219,402		\$ 19,048
(1) 99575100-395000	Carryforward Fund Balance	\$ 214,749	\$ -		\$ 214,749
	subtotal	\$ 214,749	\$ -		\$ 214,749
	Total	\$ 453,199	\$ 219,402		\$ 233,797
Expenditures					
99575100-571000-C1403	Local Job Creation Grant Program	\$ 32,500	\$ -	\$ -	\$ 32,500
99575100-544100-C1532	ATC Operational Funds	95,000	47,500	47,500	-
99575100-544100-C1601	High Impact Permitting Grant Program (IGA with COA)	20,948	-	-	20,948
99575100-544100-C0924	Economic Development Strategic Plan (split with COA)	37,500	-	-	37,500
99575100-544100-C2210	Downtown Economic Development Initiative	60,000	40,000	-	20,000
99575100-531100	General Supplies & Materials	-	-	-	-
	subtotal	\$ 245,948	\$ 87,500	\$ 47,500	\$ 110,948
(2) 99575100-522250-C1535	Innovation Center Operations (Facility Repair & Maint.)	\$ -	\$ -	\$ -	-
(2) 99575100-523860-C1535	Innovation Center Operations (Maintenance Contracts)	12,000	2,236	4,500	5,264
(2) 99575100-531200-C1535	Innovation Center Operations (Miscellaneous Utilities)	1,100	261	-	839
(2) 99575100-531210-C1535	Innovation Center Operations (Water/Sewer)	600	500	-	100
(2) 99575100-531220-C1535	Innovation Center Operations (Natural Gas)	5,000	1,396	-	3,604
(2) 99575100-531230-C1535	Innovation Center Operations (Electricity)	5,000	1,419	-	3,581
	subtotal	\$ 23,700	\$ 5,813	\$ 4,500	\$ 13,387
99575100-579000	Reserve	\$ 183,551	\$ -	\$ -	\$ 183,551
	Total	\$ 453,199	\$ 93,313	\$ 52,000	\$ 307,886

- (1) Carryforward Fund Balance represents cash available at the end of the prior fiscal year that is programmed into the current fiscal year budget. As this account represents cash already received, there will not be actual collections.
- (2) Innovation Center utilities are being funded by the Alpharetta Technology commission (ATC) on a reimbursement basis. As such, expenses will outpace budget at month end due to the billing/reimbursement delay.



ALPHARETTA DEVELOPMENT AUTHORITY
 Financial Management Report - As of November 30, 2022 (unaudited)

Account #	Project	Total Budget	Actuals (Collections/ Expenditures)	Encumbrances	Remaining
Fund Balance Reconciliation					
Fund Balance (beginning of Fiscal Year)			\$ 214,749		
Revenues collected to date			219,402		
Expenditures incurred to date			(93,313)		
Fund Balance			\$ 340,838		
Fund Balance Allocation:					
Non-Spendable (unspent/remaining project allocations)			\$ 158,448		
Spendable (available for investment by the Board)			182,390		
			\$ 340,838		

City of Alpharetta
Balance Sheet
COMPONENT UNIT-DEVELOPMENT AUTHORITY
November 30, 2022

ASSETS

Current Assets:

Cash and Cash Equivalents	\$ 341,930
Investments	-
Receivables	-
Restricted Cash for Bond Issuance Costs	-

Total Assets	341,930
---------------------	----------------

LIABILITIES

Current Liabilities:

Accounts Payable	-
Deferred Revenue	-
Due to Other Funds	1,091
Total Current Liabilities	1,091

Current Liabilities Payable from Restricted Assets:

Total Current Liabilities Payable from Restricted Assets	-
--	---

Noncurrent Liabilities:

Total Noncurrent Liabilities	-
Total Liabilities	1,091

Fund Balance

Restricted	158,448
Unallocated	182,390
Total Fund Balance	340,838

Total Liabilities & Fund Balance	\$ 341,930
----------------------------------	-------------------

City of Alpharetta
Statement of Revenues, Expenditures, and Changes in Fund Balance
COMPONENT UNIT-DEVELOPMENT AUTHORITY
For the Period Ended November 30, 2022

	<u>Actual Amounts</u>
Revenues	
Rent/Royalties	\$ 4,652
State Grant	-
Fees	119,750
Contributions & Donations	95,000
Miscellaneous Income-Interest	-
Miscellaneous Revenue	-
	-
Total Revenues	<u><u>219,402</u></u>
Expenditures	
Economic Development	135,000
Maintenance Contracts	6,736
Donation to private source	-
Utilities - Miscellaneous	3,576
Debt Service:	
Principal	-
Interest	-
	-
Total Expenditures	<u><u>145,313</u></u>
Excess (deficiency) of revenues over (under) expenditures	74,089
Other Financing Sources (Uses)	
Sale of capital assets	-
	-
Net Change in Fund Balances	74,089
Fund Balance, Beginning of Year	<u>214,749</u>
Encumbrances	52,000
Fund Balance, End of Year	<u><u>340,838</u></u>

